

**ITU-T**

TELECOMMUNICATION  
STANDARDIZATION SECTOR  
OF ITU

**L.1031**

(11/2018)

SERIES L: ENVIRONMENT AND ICTS, CLIMATE  
CHANGE, E-WASTE, ENERGY EFFICIENCY;  
CONSTRUCTION, INSTALLATION AND PROTECTION  
OF CABLES AND OTHER ELEMENTS OF OUTSIDE  
PLANT

---

**Guideline on implementing the e-waste  
reduction target of the Connect 2020 Agenda**

Recommendation ITU-T L.1031



ITU-T L-SERIES RECOMMENDATIONS

**ENVIRONMENT AND ICTS, CLIMATE CHANGE, E-WASTE, ENERGY EFFICIENCY; CONSTRUCTION,  
INSTALLATION AND PROTECTION OF CABLES AND OTHER ELEMENTS OF OUTSIDE PLANT**

OPTICAL FIBRE CABLES	
Cable structure and characteristics	L.100–L.124
Cable evaluation	L.125–L.149
Guidance and installation technique	L.150–L.199
OPTICAL INFRASTRUCTURES	
Infrastructure including node elements (except cables)	L.200–L.249
General aspects and network design	L.250–L.299
MAINTENANCE AND OPERATION	
Optical fibre cable maintenance	L.300–L.329
Infrastructure maintenance	L.330–L.349
Operation support and infrastructure management	L.350–L.379
Disaster management	L.380–L.399
PASSIVE OPTICAL DEVICES	L.400–L.429
MARINIZED TERRESTRIAL CABLES	L.430–L.449

*For further details, please refer to the list of ITU-T Recommendations.*

## Recommendation ITU-T L.1031

### Guideline on implementing the e-waste reduction target of the Connect 2020 Agenda

#### Summary

Recommendation ITU-T L.1031 describes a three-step approach to address the e-waste reduction target of the Connect 2020 Agenda. These steps consist of guidance on developing an e-waste inventory, approaches to design e-waste prevention and reduction programmes and the supportive measures required for successfully implementing the Connect 2020 e-waste target.

This Recommendation is intended to be utilized by relevant stakeholders to take their first step in addressing Target 3.2 of the Connect 2020 Agenda that is to reduce waste by 50% by 2020.

#### History

Edition	Recommendation	Approval	Study Group	Unique ID*
1.0	ITU-T L.1031	2018-11-13	5	<a href="http://handle.itu.int/11.1002/1000/13720">11.1002/1000/13720</a>

#### Keywords

Circular economy, Connect 2020, extended producer responsibilities, e-waste, green procurement, ICT, infrastructure, transboundary movement WEEE, urbanization, waste prevention, waste reduction

\* To access the Recommendation, type the URL <http://handle.itu.int/> in the address field of your web browser, followed by the Recommendation's unique ID. For example, <http://handle.itu.int/11.1002/1000/11830-en>.

## FOREWORD

The International Telecommunication Union (ITU) is the United Nations specialized agency in the field of telecommunications, information and communication technologies (ICTs). The ITU Telecommunication Standardization Sector (ITU-T) is a permanent organ of ITU. ITU-T is responsible for studying technical, operating and tariff questions and issuing Recommendations on them with a view to standardizing telecommunications on a worldwide basis.

The World Telecommunication Standardization Assembly (WTSA), which meets every four years, establishes the topics for study by the ITU-T study groups which, in turn, produce Recommendations on these topics.

The approval of ITU-T Recommendations is covered by the procedure laid down in WTSA Resolution 1.

In some areas of information technology which fall within ITU-T's purview, the necessary standards are prepared on a collaborative basis with ISO and IEC.

## NOTE

In this Recommendation, the expression "Administration" is used for conciseness to indicate both a telecommunication administration and a recognized operating agency.

Compliance with this Recommendation is voluntary. However, the Recommendation may contain certain mandatory provisions (to ensure, e.g., interoperability or applicability) and compliance with the Recommendation is achieved when all of these mandatory provisions are met. The words "shall" or some other obligatory language such as "must" and the negative equivalents are used to express requirements. The use of such words does not suggest that compliance with the Recommendation is required of any party.

## INTELLECTUAL PROPERTY RIGHTS

ITU draws attention to the possibility that the practice or implementation of this Recommendation may involve the use of a claimed Intellectual Property Right. ITU takes no position concerning the evidence, validity or applicability of claimed Intellectual Property Rights, whether asserted by ITU members or others outside of the Recommendation development process.

As of the date of approval of this Recommendation, ITU had not received notice of intellectual property, protected by patents, which may be required to implement this Recommendation. However, implementers are cautioned that this may not represent the latest information and are therefore strongly urged to consult the TSB patent database at <http://www.itu.int/ITU-T/ipr/>.

© ITU 2019

All rights reserved. No part of this publication may be reproduced, by any means whatsoever, without the prior written permission of ITU.

## Table of Contents

	<b>Page</b>
1 Scope.....	1
2 References.....	1
3 Definitions .....	2
3.1 Terms defined elsewhere .....	2
3.2 Terms defined in this Recommendation .....	2
4 Abbreviations and acronyms .....	2
5 Conventions .....	3
6 The waste hierarchy .....	3
7 Guideline on implementing the e-waste reduction target of the Connect 2020 Agenda .....	4
7.1 Step 1: Develop a comprehensive e-waste inventory .....	4
7.2 Step 2: Development of sustainable e-waste management systems .....	13
7.3 Step 3: Adopt supportive measures to facilitate a sustainable e-waste management system.....	24
8 List of key performance indicators .....	28
Annex A – Basel convention waste categories .....	29
Annex B – List of ITU-T Recommendations and Supplements on e-waste management .....	33
Annex C – List of ITU-T Recommendations and Supplements relating to EEE and WEEE..	36
Appendix I – Extended producer responsibility in Canada: The Canada-wide Action Plan (CAP) for EPR .....	37
I.1 Background and overview on the CAP-EPR: [b-CCME 2009] .....	37
I.2 Objectives .....	37
I.3 Principles .....	37
I.4 Implementation .....	38
I.5 Model EPR programme – Key elements .....	39
Bibliography.....	40

## Introduction

### The e-waste challenge

The Global E-waste Monitoring Report (2017) found that, in 2016, 44.7 Mt of e-waste were generated worldwide, an 8% increase from 2014, with only about 20% recycled. Asia was the largest producer of e-waste with 18.2 Mt generated, closely followed by Europe with 12.3 Mt, the Americas with 11.3 Mt and Oceania with 0.7 Mt. The total worth of that e-waste is estimated to be \$55 billion. It is projected that the volume of e-waste will further increase to 52.2 Mt by the end of 2021 [b-UNU 2017].

This growing amount of e-waste is the by-product of technology advancement and rapid urbanization. ICT products' prices are falling through stiff market competition; in turn more urban citizens can afford to own multiple devices including phones, laptops, tablets, etc. The desire for the latest devices and poor service life are cited as the main contributors of the shortening lifespan of consumer electronics and subsequently, generating more e-waste than ever.

Illegal transboundary movement of e-waste from developed countries to developing countries has become a major global challenge. The UNEP report *Waste Crime-Waste Risk, Gaps in Meeting the Global Waste Challenge*, suggests that in 2015, a staggering of 60% to 90% of e-waste was illegally traded or dumped. Due to the high costs of treating and disposing of hazardous waste, the dumping grounds of e-waste are often countries with weak environmental regulations, poor enforcement and low environmental awareness, which is the case in most developing countries [b-UNEP 2015]. This is echoed by the UNU's *Solving the e-waste problem (StEP)*, which states that the cost to recycle a home computer in the United States is \$20 as against \$4 in developing countries such as India. At the same time, legislations and regulations are in place to discourage recycling within their borders in order to avert environmental pollution and the cost of handling it [b-UNU 2013].

Exporting hazardous waste to non-OECD countries, including e-waste, is prohibited in the EU. The Basel Convention (BC), while it does not ban the movement of hazardous waste, explicitly forbids dumping of hazardous and other wastes, which is defined as illegal traffic under the Convention. However, inconsistency in the definition and classification of e-waste and its associated hazardous materials often allow waste producers to falsely declare e-waste as second-hand goods and export it to developing countries [b-UNEP 2015]. On top of that, countries such as the United States and Haiti have not yet ratified the Basel Convention.

Official e-waste take-back and processing legislation does exist in developing countries such as China and India, covering around 4 billion people. However, as noted in the report *United Nations System-Wide Responses to E-waste* by the United Nations Environment Management Group (UNEMG) in 2017, e-waste take-back legislations often does not cover all e-waste categories. This is compounded by the fact that ICT devices such as mobile phones and electrical toothbrushes are composed of different residual waste that do not fit in a single category [b-UNEMG 2017].

E-waste is being managed in developing countries with weak environmental regulations mainly in the following ways: open dumping, which involves non-functional parts being disposed of in undesignated locations or in some cases with other municipal solid waste including surface water and drains; incineration, which involves open burning of selected components of e-waste in order to recover valuable materials such as indium, copper and gold; or other informal recycling and recovery operations which are non-sustainable since these are conducted without environmental or health precautions.

The impacts of using the above methods for e-waste disposal are well-documented. The World Health Organization indicates that burning cable will result in the inhalation of toxic substances such as lead, cadmium, chromium and polychlorinated biphenyl (PCBs), as well as releasing those harmful chemicals into soil, water and food [b-WHO 2018].

## **ITU and Connect 2020**

In response to the e-waste challenge, ITU-T Resolution 200 was approved in the Plenipotentiary Conference in Busan, 2014, which established the Connect 2020 Agenda. Among other targets, the Connect 2020 Agenda has called for following goal (Target 3.2).

*"Volume of redundant e-waste to be reduced by 50% by 2020"*

The Connect 2020 Agenda is a global initiative headed by ITU. It set out the shared vision, goals and targets for Global Telecommunication/ICT Development that Member States have committed to achieve by the year of 2020.

Through the Connect 2020 Agenda, ITU Member States have committed to work towards the shared vision of "an information society, empowered by the interconnected world, where telecommunication/ICT enables and accelerates socially, economically and environmentally sustainable growth and development for everyone". ITU has invited all stakeholders to contribute with their initiatives and their experience, qualifications and expertise to the successful implementation of the Connect 2020 Agenda.

This Recommendation specifies a three-step guideline that relevant stakeholders can use to reach the e-waste goal of the Connect 2020 Agenda.

Additionally, The Connect 2020 e-waste goal is in alignment with the following sustainable development goals (SDGs):

- SDG 9      Build resilient infrastructure, promote inclusive and sustainable industrialization and foster innovation
- SDG 11     Make cities and human settlements inclusive, safe, resilient and sustainable
- SDG 12     Ensure sustainable consumption and production patterns
- SDG 13     Take urgent action to combat climate change and its impacts





## Recommendation ITU-T L.1031

### Guideline on implementing the e-waste reduction target of the Connect 2020 Agenda

#### 1 Scope

Recommendation ITU-T L.1031 describes a three-step approach for implementing the e-waste reduction target set-forth in the Connect 2020 Agenda. Step one details guidance on developing an e-waste inventory based on techniques developed by the Basel Convention and the Swiss Federal Laboratories for Materials Science and Technology (EMPA). Step two contains information on designing e-waste prevention and reduction programmes based on strategies developed by ITU-T and other international organizations. Finally step three outlines the supportive measures required for successfully reaching the Connect 2020 e-waste reduction goal.

The three-step approach described in this Recommendation forms a holistic guideline to reach the e-waste reduction target in the Connect 2020 Agenda. An e-waste inventory establishes the baseline scenario for evaluation and assessment. It classifies e-waste based on existing standards, estimates the amount of e-waste using related metrics and key performance indicators (KPIs) and identifies the role of key stakeholders as well as the flow of e-waste among them. This information allows the relevant stakeholder/reader to decide the best approach in developing e-waste prevention and reduction strategies. This Recommendation contains a wide array of prevention and reduction strategies drawing from sources including ITU-T, the UNU and others.

This Recommendation is intended to be utilized by relevant stakeholders to take their first step in addressing Target 3.2 of the Connect 2020 Agenda, that is, to reduce waste by 50% by 2020.

#### 2 References

The following ITU-T Recommendations and other references contain provisions which, through reference in this text, constitute provisions of this Recommendation. At the time of publication, the editions indicated were valid. All Recommendations and other references are subject to revision; users of this Recommendation are therefore encouraged to investigate the possibility of applying the most recent edition of the Recommendations and other references listed below. A list of the currently valid ITU-T Recommendations is regularly published. The reference to a document within this Recommendation does not give it, as a stand-alone document, the status of a Recommendation.

- [ITU-T L.1000] Recommendation ITU-T L.1000 (2011), *Universal power adapter and charger solution for mobile terminals and other hand-held ICT devices.*
- [ITU-T L.1001] Recommendation ITU-T L.1001 (2012), *External universal power adapter solutions for stationary information and communication technology devices.*
- [ITU-T L.1002] Recommendation ITU-T L.1002 (2016), *External universal power adapter solutions for portable information and communication technology devices.*
- [ITU-T L.1010] Recommendation ITU-T L.1010 (2014), *Green battery solutions for mobile phones and other hand-held information and communication technology devices.*
- [ITU-T L.1020] Recommendation ITU-T L.1020 (2018), *Circular economy: Guide for operators and suppliers on approaches to migrate towards circular ICT goods and networks.*
- [ITU-T L.1021] Recommendation ITU-T L.1021 (2018), *Extended producer responsibility – Guidelines for sustainable e-waste management.*

[ITU-T L.1030]	Recommendation ITU-T L.1030 (2018), <i>E-waste management framework for countries</i> .
[ITU-T L.1100]	Recommendation ITU-T L.1100 (2012), <i>Procedure for recycling rare metals in information and communication technology goods</i> .
[ITU-T L.1300]	Recommendation ITU-T L.1300 (2014), <i>Best practices for green data centres</i> .
[ITU-T L.1400]	Recommendation ITU-T L.1400 (2011), <i>Overview and general principles of methodologies for assessing the environmental impact of information and communication technologies</i> .
[ITU-T L.1410]	Recommendation ITU-T L.1410 (2014), <i>Methodology for environmental life cycle assessments of information and communication technology goods, networks and services</i> .
[ITU-T L.1420]	Recommendation ITU-T L.1420 (2012), <i>Methodology for energy consumption and greenhouse gas emissions impact assessment of information and communication technologies in organizations</i> .

### 3 Definitions

#### 3.1 Terms defined elsewhere

This Recommendation uses the following term defined elsewhere:

**3.1.1 circular economy** [ITU-T L.1020]: A circular economy is restorative and regenerative by design, and aims to keep products, components, and materials at their highest utility and value at all times while reducing waste streams.

A concept that distinguishes between technical and biological cycles, the circular economy is a continuous, positive development cycle. It preserves and enhances natural capital, optimises resource yields, and minimises system risks by managing finite stocks and renewable flows, while reducing waste streams.

NOTE – The definition is based on [b-EMF], and amended.

#### 3.2 Terms defined in this Recommendation

This Recommendation defines the following terms:

**3.2.1 e-waste/WEEE**: Electrical or electronic equipment that is waste, including all components, sub-assemblies and consumables that are part of the equipment at the time the equipment becomes waste.

NOTE – For the purpose of this Recommendation, the term e-waste and waste electrical and electronic equipment (WEEE) are used interchangeably.

**3.2.2 hazardous waste**: Waste containing hazardous substances including lead, lithium, mercury, cadmium, selenium, arsenic, etc. that may be released into the environment when being disposed of improperly, resulting in detrimental consequences for both the environment and human health.

NOTE – For more information on hazardous waste and hazardous waste classification, refer to clause 7.1.1.

### 4 Abbreviations and acronyms

This Recommendation uses the following abbreviations and acronyms:

CE	Circular Economy
CPC	Central Product Classification

CPE	Customer Premise Equipment
DfE	Design-for-Environment
EEE	Electrical and Electronic Equipment
EoL	End of Life
EPD	Environmental Product Declaration
EPR	Extended Producer Responsibility
ESM	Environmentally Sound Manner
HS	Harmonized System
ICT	Information Communication Technology
IPR	Individual Producer Responsibility
LCA	Life Cycle Assessment
NIE	Network Infrastructure Equipment
PCB	Polychlorinated Biphenyl
PRO	Producer Responsibility Organization
StEP	Solving the E-waste Problem
TBC	Take-Back Committee
TF	Treatment Facility
TPO	Third Party Organization
WEEE	Waste Electrical and Electronic Equipment

## 5 Conventions

None.

## 6 The waste hierarchy

The concept of waste hierarchy indicates the preference for actions in managing waste, including e-waste. This 5-tiered hierarchical structure is formed in relation to the environmental impacts and the potential to minimize the final waste of various policy options for waste treatment. A visual representation of the waste hierarchy is shown in Figure 1.



**Figure 1 – The waste hierarchy – Adapted from [b-EC 2012]**

At the top of the waste hierarchy is waste prevention. Waste prevention is placed at the top of the waste hierarchy, indicating that minimizing both the quantity (total e-waste generated) and the hazardousness (toxicity) of waste is among the most effective strategies employed to tackle waste

streams such as e-waste. Waste prevention encompasses components including strict avoidance, source reduction, direct re-use, re-use and recycling [b-BC 2016]. According the report '*Preparing a waste prevention programme*' produced by the European Commission in 2012, waste prevention can be achieved by reducing the quantity of material used in the creation of products, designing and consuming products that generate less waste as well as encouraging the extension of a product's lifetime. [b-EC 2012].

Re-use, recycling and recovery aim to keep products in the consumption cycle for as long as possible by diverting used products from the waste stream.

Disposal is ranked as the last option since common waste disposal practices such as incineration and landfill remain hazardous to the environment and human health to different degrees.

The concept of the waste hierarchy underpins the Action Plan outlined in this Recommendation. The e-waste goal of Connect 2020 explicitly calls for a reduction of e-waste by 50%, suggesting that waste prevention should be prioritized, which coincides with the preference of waste treatment options found in the waste hierarchy. However, this action plan also emphasizes policies and practices that encourage re-use and recycling as they can form an integral part of the development of a sustainable e-waste management system.

The guideline on implementing the Connect 2020 e-waste agenda consists of three steps:

Step 1: Develop a comprehensive e-waste inventory;

Step 2: Develop a sustainable e-waste management system;

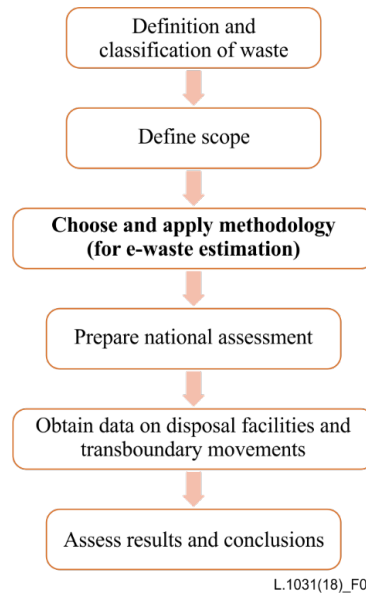
Step 3: Outline the requirements for successfully implementing e-waste programmes.

## **7 Guideline on implementing the e-waste reduction target of the Connect 2020 Agenda**

### **7.1 Step 1: Develop a comprehensive e-waste inventory**

The objectives of developing an e-waste inventory are the follows:

- To obtain an indication of the volume of e-waste generation in a given city and the ways in which waste electrical and electronic equipment (WEEE) are managed.
- Results provide the foundation for planning and designing different e-waste reduction programmes.
- A visual representation of the steps of constructing an e-waste inventory is provided in Figure 2.



**Figure 2 – The 6-steps of developing e-waste inventory based on the Basel Convention**

NOTE – The six-step methodology of e-waste inventory is developed by the Basel Convention. The technique used to create a national assessment of e-waste is developed by EMPA.

**7.1.1 Definition and classification of e-waste (and hazardous waste)**

Classification of e-waste:

Proper classification of e-waste provides the necessary framework for collecting e-waste statistics, pinpointing waste flows and developing relevant KPIs. They are inextricably linked to the development of a sustainable e-waste management programme and waste prevention strategies. At the same time, adopting an internationally-approved classification will ensure comparability, compatibility and the effective dissemination of best practices across the globe.

In 2015, the United Nations University (UNU) published a comprehensive guideline on e-waste classification and indicators. The UNU's classification of EEE, which is dubbed the UNU-KEYS, follows the criteria specified here [b-STEP 2015]:

- 1) It categorizes products based on similar functions and material composition, including hazardous substances and valuable materials and other related end of life (EoL) attributes.
- 2) Products within the same category have the same average weight and lifespan distributions which simplify quantitative assessment for similar products.
- 3) Large e-waste products with lot of data potentially available are assigned separately.

A visual representation of the UNU-KEYS is provided in Figure 3.

UNU Key	Description
0001	Central Heating (household installed)
0002	Photovoltaic Panels (incl. converters)
0101	Professional Heating & Ventilation (excl. cooling equipment)
0102	Dishwashers
0103	Kitchen (f.i. large furnaces, ovens, cooking equipment)
0104	Washing Machines (incl. combined dryers)
0105	Dryers (wash dryers, centrifuges)
0106	Household Heating & Ventilation (f.i. hoods, ventilators, space heaters)
0108	Fridges (incl. combi-fridges)
0109	Freezers
0111	Air Conditioners (household installed and portable)
0112	Other Cooling (f.i. dehumidifiers, heat pump dryers)
0113	Professional Cooling (f.i. large air conditioners, cooling displays)
0114	Microwaves (incl. combined, excl. grills)
0201	Other Small Household (f.i. small ventilators, irons, clocks, adapters)
0202	Food (f.i. toaster, grills, food processing, frying pans)
0203	Hot Water (f.i. coffee, tea, water cookers)
0204	Vacuum Cleaners (excl. professional)
0205	Personal Care (f.i. tooth brushes, hair dryers, razors)
0301	Small IT (f.i. routers, mice, keyboards, external drives & accessories)
0302	Desktop PCs (excl. monitors, accessories)
0303	Laptops (incl. tablets)
0304	Printers (f.i. scanners, multifunctionals, faxes)
0305	Telecom (f.i. (cordless) phones, answering machines)
0306	Mobile Phones (incl. smartphones, pagers)
0307	Professional IT (f.i. servers, routers, data storage, copiers)
0308	Cathode Ray Tube Monitors
0309	Flat Display Panel Monitors (LCD, LED)
0401	Small Consumer Electronics (f.i. headphones, remote controls)
0402	Portable Audio & Video (f.i. MP3, e-readers, car navigation)
0403	Music Instruments, Radio, HiFi (incl. audio sets)
0404	Video (f.i. Video recorders, DVD, Blue Ray, set-top boxes)
0405	Speakers
0406	Cameras (f.i. camcorders, photo & digital still cameras)
0407	Cathode Ray Tube TVs

0408	Flat Display Panel TVs (LCD, LED, Plasma)
0501	Lamps (f.i. pocket, Christmas, excl. LED & incandescent)
0502	Compact Fluorescent Lamps (incl. retrofit & non-retrofit)
0503	Straight Tube Fluorescent Lamps
0504	Special Lamps (f.i. professional mercury, high & low pressure sodium)
0505	LED Lamps (incl. retrofit LED lamps & household LED luminaires)
0506	Household Luminaires (incl. household incandescent fittings)
0507	Professional Luminaires (offices, public space, industry)
0601	Household Tools (f.i. drills, saws, high pressure cleaners, lawn mowers)
0602	Professional Tools (f.i. for welding, soldering, milling)
0701	Toys (f.i. car racing sets, electric trains, music toys, biking computers)
0702	Game Consoles
0703	Leisure (f.i. large exercise, sports equipment)
0801	Household Medical (f.i. thermometers, blood pressure meters)
0802	Professional Medical (f.i. hospital, dentist, diagnostics)
0901	Household Monitoring & Control (alarm, heat, smoke, excl. screens)
0902	Professional Monitoring & Control (f.i. laboratory, control panels)
1001	Non Cooled Dispensers (f.i. for vending, hot drinks, tickets, money)
1002	Cooled Dispensers (f.i. for vending, cold drinks)

**Figure 3 – The UNU-KEYS of e-waste classification [b-UNU 2014]**

The UNU-KEYS underpins the framework for compiling e-waste statistics. One of the key strengths of the UNU-KEYS is that it follows closely to the harmonized statistical coding of the international trade codes, the harmonized system (HS), which is also closely tied to the central product classification (CPC). To create an effective framework for e-waste statistics, it is vital to be able integrate existing datasets into the calculation of e-waste statistics. Existing datasets on trade statistics or use of ICT equipment give important clues on the landscape of e-waste. The UNU-KEYS also has notable compatibility with the HS coding as well as the EU-WEEE Directives. Therefore, it allows for the integration of those data into the new data set [b-STEP 2015].

Accordingly, this Recommendation suggests the adaption of the UNU-KEYS or use of it as the basis for classifying e-waste.

It is noted that there is no existing classification system that is capable of covering every aspect of e-waste. For example, the UNU-KEYS does not cover items such as radio base stations, optical transport equipment, or power feeding equipment batteries. However, the UNU-KEYS provides the blueprint for relevant stakeholders to begin classifying e-waste. Additional adjustments based on a city's needs and priorities are encouraged.

Classification of hazardous waste:

E-waste often contains hazardous substances including lead, lithium, mercury, cadmium, selenium, arsenic, etc. These hazardous substances may be released in the environment when being disposed of improperly, resulting in detrimental consequences for both the environment and human health.

Under the Basel Convention, hazardous wastes are defined as (a) wastes that belong to any category contained in its Annex I (list of waste categories defined by hazardous substances contained in them and wastes to be controlled), unless they do not possess any of the characteristics contained in Annex III (hazardous characteristics such as flammable, poisonous, infectious, corrosive,

toxic, etc.) and (b) wastes that are not covered by this definition but are defined as, or are considered to be, hazardous wastes by the domestic legislation.

For reference, Annex A of this Recommendation contains the Basel Convention's Annex 1 and III referred to above.

Moreover, Annex VIII and Annex IX to the Convention assist in identifying wastes which are, respectively included and excluded from the scope of the Basel Convention. Annex VIII includes wastes that are presumed to be hazardous and e-waste is classified with the code A1180. Annex IX includes wastes that are presumed to be non-hazardous and e-waste is classified with the code B1110. According to the Basel Convention parties, e-waste will often have components including hazardous substances and should therefore be presumed to be hazardous waste, unless it can be shown that it does not contain such components. [b-BC 2013]

### 7.1.2 Define the scope of the inventory

The scope of the inventory includes its purpose, desired outcomes, category of equipment to be included, geographical area to be covered, relevant stakeholders and specific exclusion and limitations due to factors such as access to information sources and budget.

### 7.1.3 Choose and apply the methodologies used for estimating the quantities of WEEE

Two methodologies, market supply methodology and consumption-based methodology, are identified for estimating the quantities and generation of WEEE.

- **The market supply methodology** is the first methodology and relies on already available statistics on EEE including import/export statistics. This methodology or approach is developed by the UNU under the Partnership for Measuring ICT for Development [b-ITU/UNU/ISWA].
  - In this methodology, the inventory is developed in two steps:
    - 1) Estimation of EEE put on the market for the relevant equipment categories based on key data such as the amount of new/second-hand import, the amount of export as well as domestic production.
      - Formula for calculation:  
*Amount of EEE put on market = Domestic production + Amount of new imports + Amount of second-hand imports – Amount of export.*
      - Where do the data come from?
        - Domestic production: Usually available through national statistical information activities. For example from the ministries of industry, commerce, finance and other national offices.
        - Import/Export: The most commonly used database for statistics on import and export is the UN Comtrade Database.
        - Second-hand imports: Since most of the imported second-hand equipment does not appear in official records, this type of import can only be assessed by conductive interviews/surveys of importers and port authorities.
    - 2) Estimation of e-waste generated based on the average lifespan of each equipment category.
      - Formula for calculation:  
*Amount of e-waste generated in a year t = amount of EEE put on the market in year (t – average lifespan of equipment)*  
Where *t* represents the year of the inventory.



- Where do the data come from?
  - Lifespan of EEE data: Data on lifespan of EEE is usually readily available. It should be noted that it is preferable to use data from recent reports and national sources if possible as data could become outdated quickly.
- 3) As noted earlier, these indicators are vital in determining the e-waste landscape of a country which would serve as the framework to determine the appropriate response.
- **The consumption-based methodology** is the second methodology and involves employing resource-intensive data collection methods such as field surveys and questionnaires. This methodology is developed by EMPA.
  - In this approach, the inventory is also developed in two steps:
    - 1) Assessment of the amount of EEE in use or stored at the consumer level (i.e., stocks) based on consumer surveys and questionnaires. The goal is to obtain key data on private and institutional consumers, type and amount of EEE, average life span, size of household/organizations and income class/economic activity.
      - Where do the data come from?
        - As suggested the data sources of this approach are based on consumer surveys and questionnaires. Consumers of EEE are classified into the following 2 groups:
          - 1) Private consumers (households) – household surveys should be carried out in both rural and urban areas to reflect the differences in consumer behaviours. The survey should request information for the following indicators:
            - The type and amount of installed EEE
            - Average lifespan of each equipment
            - Size of the household
            - Income class of the household
          - 2) Institutional and corporate consumers – should consider different economic sectors that entail different consumer behaviours. The survey should request information for the following indicators:
            - The type and amount of installed EEE in the organization
            - Average lifespan of each equipment
            - Size of the organization (number of staff)
            - Type of organization and main activity.
    - 2) Estimation of e-waste generated based on information obtained from the surveys.
      - Formula for calculation:
 

*Amount of e-waste generated (metric tons) annually = amount of equipment stockpiled/average lifespan of the equipment.*

Both of these approaches are useful for conducting a first-generation inventory in situations when a national system for collecting data from waste generators is not yet fully developed. In cases where the amount of e-waste generated has been calculated on the basis of amount of EEE put on the market, the results represents a national estimate (Approach 1). In cases where the consumption method is used, data should be collected that allow extrapolation of the results to the national level (Approach 2). Additionally, the underlying assumptions and limitation of the national estimate should be indicated when reporting on this information.

#### 7.1.4 Prepare a national e-waste assessment

The e-waste assessment is the key component of an e-waste inventory. It compiles the results of the e-waste estimation from the previous step, examines the target country's legislation and policy on e-waste, identifies the relevant stakeholders and their roles, analyses the flow of e-waste and how it circulates between actors and related sectors and assesses the environmental and socio-economic impacts of e-waste.

In essence, a national e-waste assessment establishes the baseline scenario for relevant stakeholders to take their first step in tackling e-waste. This is particularly useful to developing countries or countries in transitions as they often lack the legal and institutional framework needed to fulfil the growing demands of e-waste management. Assembling an e-waste assessment is a necessary component for fostering a comprehensive e-waste management system and environmentally sound waste management practices.

Therefore, this Recommendation suggests the adaptation of the EMPA methodology on developing an e-waste assessment.

EMPA over the years has conducted multiple e-waste assessment in developing countries using this methodology as the blueprint.

Examples of a national e-waste assessment can be found at:

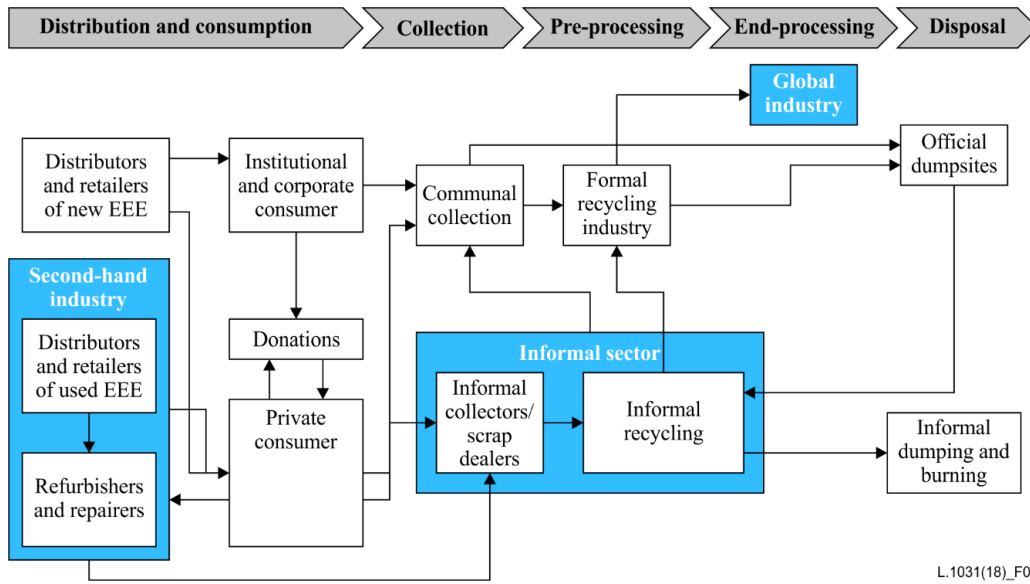
- [https://www.unido.org/sites/default/files/2008-10/E\\_Waste\\_Study\\_0.pdf](https://www.unido.org/sites/default/files/2008-10/E_Waste_Study_0.pdf)
- [https://www.unido.org/sites/default/files/2011-03/110120\\_Assessment-Tanzania\\_FINAL\\_01\\_0.PDF](https://www.unido.org/sites/default/files/2011-03/110120_Assessment-Tanzania_FINAL_01_0.PDF)

This Recommendation will highlight the four key components of EMPA's methodology of e-waste assessment [b-EMPA 2012].

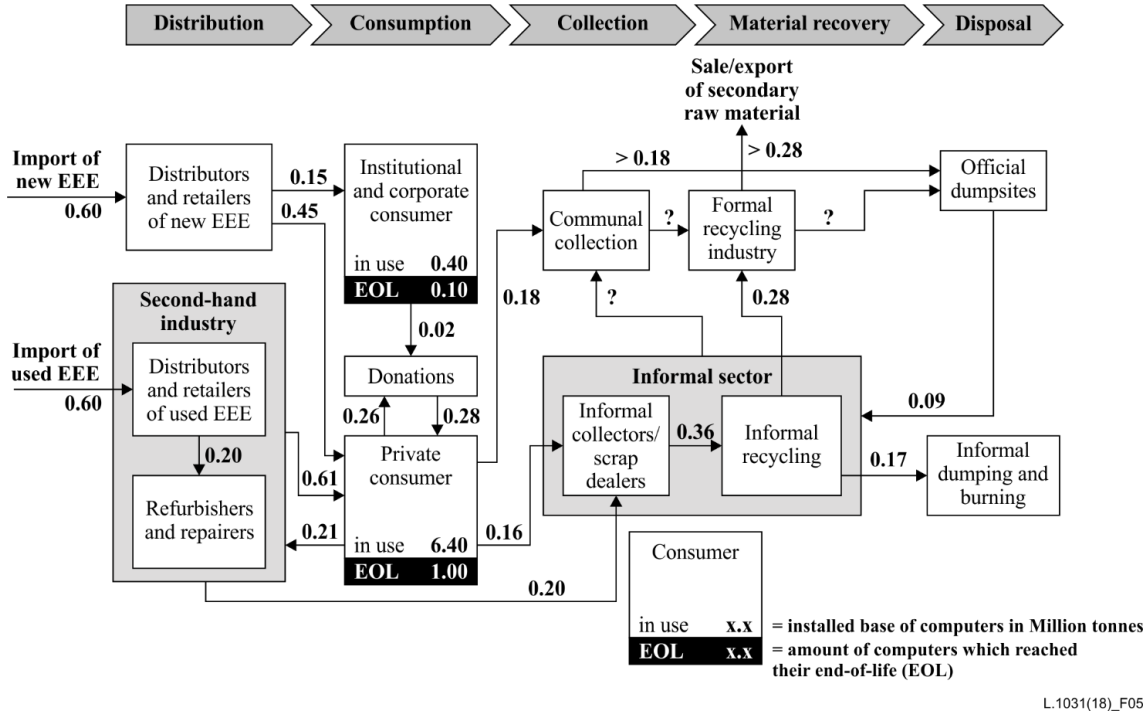
An e-waste country assessment should contain 4 essential components:

- 1) **Policy and legislation:** This component should examine the country's existing political and legal framework and policy related to e-waste. There are three areas of policy and legislation that should be taken into consideration:
  - E-waste related policies and legislation: Legal regulations that may influence e-waste management including, but not limited to, environmental legislations related to water, solid waste, social legislation related to right to collective bargaining and child labour.
  - Specific e-waste management legislation: Refers to legislations that are in placed specifically to tackle e-waste.
  - Institutional framework: Refers to the political structure of a defined region. It describes the legislation, executive and judiciary branch of government with special emphasis on environmental management.
- 2) **Stakeholder assessment:** The purpose of the stakeholder assessment is to identify the actors and their role involved in e-waste management, i.e., explaining who they are, what is their role, how are they organized and how will they impact on e-waste management. Each group of stakeholders is characterized by a set of qualitative and quantitative indicators, which will also provide the basis for calculating the e-waste mass flow assessment.
  - Stakeholders include the following:
    - Manufacturers, importers, distributors,
    - Consumers
    - Collectors, refurbishers, recyclers,
    - Final disposers, most affected communities.

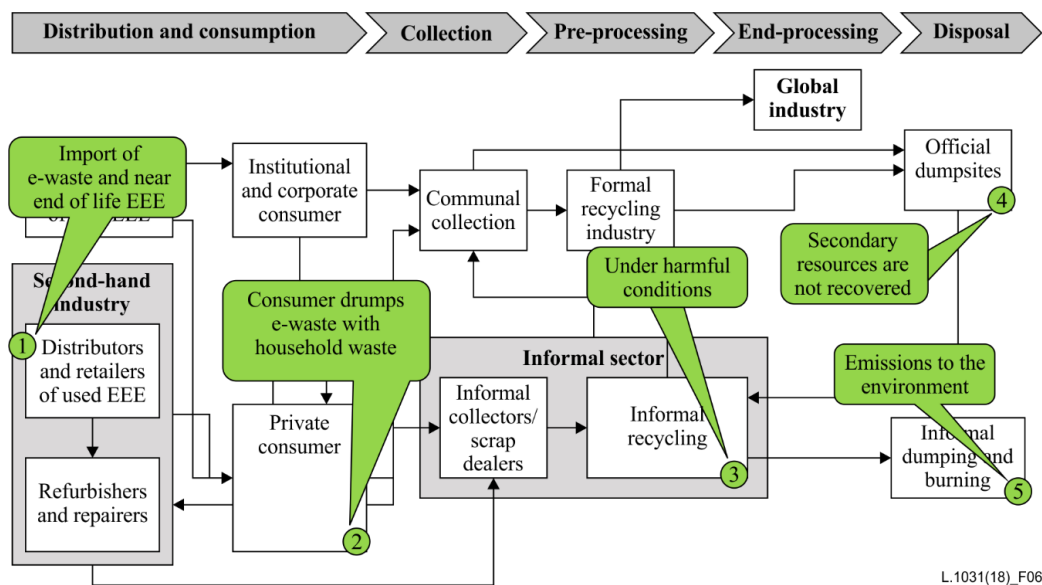
- 3) **Mass flow assessment:** The purpose of mass flow assessment is to describe, quantify and analyse the flows of e-waste and how they circulate between the key stakeholders by using graphic representations. The mass flow assessment consists of three main components:
- 1) A mass flow system chart, which is a graphic representation of the flows of e-waste and how they circulate between the different stakeholders. An example is provided below. A visual representation of a mass flow system chart is shown in Figure 4.
  - 2) Current mass flow, which involves using a series of calculations to quantify the mass flows and stocks based on key data obtained through statistical data and literature review for a current situation. This step involves a series of complicated and lengthy calculations. It is recommended that relevant stakeholders study it in-depth from the EMPA methodology. A visual representation of a current mass flow chart is provided in Figure 5 to give readers visual impression of this step.  
NOTE – For details on the equations involved, refer to page 23 of [b-EMPA 2012].
  - 3) Future mass flow trends, which aims to quantify the mass flows and stocks for a future situation by extrapolating existing data according to different scenarios such as growth rate of imports and sale, life span of equipment, IT penetration in the population and changes in tracer composition.
- 4) **Impact assessment:** The impact assessment highlights the socioeconomic and environmental impacts (which are called 'hot spots') by conducting qualitative and quantitative assessment. The results then can be visualized using the mass flow system chart described from the previous section. A visual representation of a mass flow system with its 'hot spots' highlighted is shown in Figure 6.
- Environmental impacts may include the following areas:
    - Emissions to air and water
    - Solid waste
    - Human health
    - Pressure on resources
    - Pressure on ecosystem
  - Socio-economic impacts may include the following areas:
    - Impacts on employees
    - Impacts on local communities
    - Impacts on society



**Figure 4 – An example of a mass flow system chart. Adapted from [b-EMPA 2012]**



**Figure 5 – An example of a current mass flow chart. Adapted from [b-EMPA 2012]**



**Figure 1 – An example of a mass flow system with its hot spots highlighted.**  
Adapted from [b-EMPA 2012]

### 7.1.5 Obtain data on disposal facilities and transboundary movement

It is essential to obtain data on options for waste disposal and recovery and on transboundary movements of hazardous waste. Information on existing waste disposal and other related facilities should be recorded during the course of developing the inventory, through field studies and by holding interviews with key stakeholders of the waste sector.

### 7.1.6 Update and assess results and conclusion

To update and assess the inventory on a regular basis it is recommended that data collected in the inventory and its results be managed in a database and shared with governmental agencies responsible for statistics and resource and waste management. Establishing a procedure for requesting data from stakeholders will ensure that the inventory is updated. Obtained results can then be compared and utilized when developing a sustainable and environmentally sound waste management programme.

## 7.2 Step 2: Development of sustainable e-waste management systems

A sustainable e-waste management system comprises a wide array of waste prevention and minimization strategies. The preference of waste treatment strategies is as indicated in the waste hierarchy, see clause 6.

The principles of implementing a sustainable e-waste management system are listed as follows [b-STEP 2014]:

- Encourages eco-design and measures. For example, by banning the use of toxic and hazardous substances such as lead, mercury, cadmium and chromium, in EEE as is the case in the EU as well as in China and California. Or by obliging EEE manufacturers to disclose the environmental performance of their products with eco-labels, thus helping consumers to select eco-friendly products and thereby driving the energy consumptions of EEE down, such as the U.S. Environmental Protection Agency's (EPA) Energy Star programme.
- Encourages responsible consumptions and increases the longevity of EEE by extending the use phase of an EEE and delaying reaching the end-of-life phase. Studies indicated that a consumer is more likely to have a product repaired if the product is warranted by the manufactures. It is also important to promote awareness raising campaigns when changing

consumption patterns, which emphasize reuse, repair and recycling. In addition policy-makers can facilitate access to repair services by promoting the visibility of the sector or by implementing measures such as tax break on repair services.

- Advocate for solutions using less materials. This means to advocate changes in consumption patterns from buy-use-waste to services "where a product can have several owners". Businesses and policy makers should encourage sharing of goods and equipment leasing. Special emphasis should be placed on advocating the second-hand markets and specialized shops where consumers can sell their used EEE to others.
- Reduce packaging, through policies regulating packaging wastes. Packaging refers to all materials whose purpose is the containment, protection, shipping or presentation of goods, from their natural condition to saleable form, as handled by the producer or the consumer. Packaging is often divided into three broad categories: primary packaging referring to the principal material enveloping the product, secondary packaging for grouping products together and tertiary packaging for shipping and handling. Packaging waste is generated at all levels of the supply chain, but principally by consumers as the end user. Packaging waste policies may address tertiary packaging use with distinct measures as it is involved in a specific phase of the life-cycle and may implicate different stakeholders.

Derived from existing literature, this Recommendation will outline the most prominent e-waste management measures that will assist relevant stakeholders in handling of e-waste in an environmentally sound manner.

### **7.2.1 Extended producer responsibility and the take-back system**

Detailed guidance on implementing extended producer responsibility (EPR) and developing a take-back system is provided in [ITU-T L.1021]. This Recommendation will highlight the key elements of EPR and take-back systems based on said Recommendation along with related knowledge and techniques developed by 'solve the e-waste problem' or STEP.

Extended producer responsibility (EPR) can be defined as the following:

A policy principle to promote total life cycle environmental improvements of product systems by extending the responsibility of the manufactures of the product to various parts of the entire life cycle of the product and especially to the take-back, recycling and final disposal of the product.

Benefits of EPR systems include:

- Encourages eco-design in electrical appliances that are cost-effective and minimize pollution
- Encourages responsible use of electronics
- Encourages reuse and refurbishment of electronic products
- Encourages the use of non-toxic materials and manufacturing processes
- Improves resource efficiency in material inputs and energy consumption
- Reduces pollution from production and waste treatment
- Creates new profitable business opportunities and a recycling industry niche
- Moves towards a circular economy that promotes sustainable production and consumption

### **Collective producer responsibility versus individual producer responsibility**

One of the key elements of EPR policy is to determine whether responsibility is assigned individually or collectively. Individual producer responsibility (IPR) suggests that producers are responsible for their own products while collectively, producers of the same product type or category fulfil the responsibility for end-of-life management together. It is recommended that the responsibility of EPR should be with IPR because a producer will be more inclined to improve design when able to reap the benefits of the improvements [b-STEP 2014].

## Voluntary versus legislation or compulsory

Extended producer responsibility implementation schemes can be undertaken on a voluntary basis via corporate social responsibility. However, more and more countries are considering EPR as mandatory or as a combination of both such as negotiated agreements between government and industries [ITU-T L.1021].

## Allocation of responsibilities and stakeholders

Four key stakeholders are involved in operating EPR systems: governments, producers, retailers/importers and consumers. A summary of their responsibilities is listed in Table 1.

Responsibility of governments:

Governments plays the regulatory and operational role in an EPR system. Government entities are responsible for setting up regulations and mandates to introduce and enforce EPR. Governments may also be involved in designing EPR implementation schemes. Governments should set performance requirements for producers and should act as an enforcer to ensure that the EPR systems and related initiatives are operating with maximum efficiency with minimal intervention.

Responsibility of producers:

The responsibility of producers consists in designing the EPR programmes, determining the management and financial schemes and implementing end-of-life management of their products as a condition for sale. Producers can have financial or physical responsibility or both. Producers are also held as liable for environmental damage through the “polluters pay” principle and its cost, in addition to informing retailers and customers about the environmental repercussions of their products.

Responsibility of retailers and vendors:

Retailers and vendors are encouraged to sell product brands that are made by producers that have implemented an EPR scheme. Vendors and retailers have a responsibility to inform customers of how to access information on take-back systems and the recycling procedures after usage.

Responsibility of consumers:

Consumers have the responsibility of using electronic products that promote the reuse of the product. Consumers should be conscious about the environment impacts when purchasing products. If the products they purchase incorporate take-back or other collection programmes, then they should return the used products accordingly to ensure a safe and environmentally sound EoL management processes.

**Table 1 – Summary of stakeholders' responsibilities**

Governments	Assessment of e-waste; stakeholders' buy in; regulations and laws
Producers	Design, management and finance schemes for EoL
Retailers/importers	Selection of brands and informing consumers, choice of schemes for collection.
Consumers	Sustainable usage.

## Take-back system

One of the most common EPR programmes is a take-back system. A take-back system is a system to collect and process e-waste usually introduced by policymakers. An effective take-back system underpins the development of a sustainable e-waste management. Developing a comprehensive take-back system is a complex task involving three key components [ITU-T L.1021] [b-STEP 2009].

### Defining the scope of a take-back system:

This is to determine the products that are to be included in a take-back system and the different stakeholders' roles in governing it. This component is vital in determining the volume of material to be handled and also the requirement for different activities since not every product needs the same treatment. A take-back system that includes all types of products will mean that the system will require more resources to operate, more equipment to be processed and collected, involve more logistical providers and storage space. The product scope of a take-back system can be full scope or phased scope as shown in Table 2, [ITU-T L.1021] [b-STEP 2014]:

- Full product scope, covers all EEE products with a small list of exemptions. This option is more prevalent in countries that have sophisticated local recycling infrastructures and a culture to leverage it. For example, the EU WEEE Directives and the Swiss Legislation opted for adopting this option.
- Phased scope, focuses on a specified subset of products. Most system designers choose to adopt this option. Problematic products are listed as priority and a take-back system will be designed to tackle these problematic products first. This approach is particularly popular in cases where there is little or no e-waste management infrastructure.

**Table 2 – Full and phased product scopes. Adapted from [b-STEP 2014]**

	<b>Advantages</b>	<b>Disadvantages</b>
Full scope	<p>Covers all products.</p> <p>Does not need further legislation when new product comes on market or if new environmental problem is identified.</p>	<p>Adds complexity to the system.</p> <p>Adds strain to recycling infrastructures.</p> <p>Leads to focus on recycling of non-problematic but valuable fractions.</p>
Phased scope	<p>Focuses take-back system on specific product types/groups.</p> <p>Can allow for iterative build-up of scope and infrastructure in parallel.</p> <p>Can ensure that problematic products and fractions are dealt with as a priority.</p>	<p>Leaves large part of the e-waste without an official take-back system.</p> <p>Many will be reluctant to move on to full scope.</p>

### Deciding the entity that will control the take-back system

This is to decide who will retain overall control and responsibility for the successful operation of the system. This entity will coordinate actions among stakeholders, enforce the system rules and ensure compliance. Two types of entities are to be considered, see Table 3 [b-STEP 2014]:

- Government. Once a take-back system is established government agencies may be tasked to maintain the systems. Agencies that handle environmental affairs are often assigned for supervising system operations. The government can play a vital role in enforcing the take-back system.
- Third party organizations (TPOs). Their memberships may include manufacturers, producers, recyclers, collectors, or even government entities. They are tasked to manage and administer the take-back system often in coordination with the national government.



For example, SWICO, a Switzerland based TPO, is a non-profit organization responsible for taking back discarded EEE and maintaining the take-back system.

**Table 3 – Options for managing a take-back system.  
Adapted from [b-STEP 2014]**

	<b>Advantages</b>	<b>Disadvantages</b>
Government	<p>Have powers of enforcement, levying fines and banning noncompliant producers.</p> <p>No potential conflict of interest.</p>	<p>Adds complexity to the system.</p> <p>Adds strain to recycling infrastructures.</p> <p>Leads to focus on recycling of non-problematic but valuable fractions.</p>
TPO	<p>More flexible. Can adjust rules and outcomes easily.</p> <p>Easier to develop relationship with relevant stakeholders.</p> <p>Strong business incentive to minimize costs while optimizing operation process.</p>	<p>Lacks enforcement mechanisms.</p> <p>Potential excessive focus on their members, may ignore stakeholders and community concerns.</p> <p>Potential conflict of interest.</p>

### **Deciding the mode of collection**

This is to determine both the mechanism for collecting and transporting e-waste to reuse and recycling facilities/locations. There are three types of collection methods: Permanent drop-off facility; Special drop-off events; and door-to-door pick up [ITU-T L.1021], [b-STEP 2009]. Depending on the stakeholders responsible for collection, these modes of collection can be facilitated in different ways.

Permanent drop-off facilities offer locations for waste producers to drop-off e-waste year-round. They are often associated with government entities such as municipalities. It is not uncommon that these facilities are co-located with other hazardous waste drop-off sites. Policymakers can also encourage separate collection by establishing realistic and achievable collection targets. The best target for a given region or countries will depend on the information available, the maturity of the system, its socio-economic setting and complexity, as well as the availability of recycling infrastructures. A retailer could also operate a drop-off facility within its retail outlets. It is important that any drop-off facility must be capable of storing and transferring e-waste as recyclers rarely collect e-waste on a daily basis.

Special drop-off events are one or two-day events dedicated to generate dropping-off of e-waste at a designated location. The most important component of this type of event is publicity. Publicity increases collection amounts while educating the public on e-waste recycling options.

Door-to-door pick-up is dependent on the stakeholders. Government entities can initiate curb-side pickup services for white or brown goods. Commercial entities are often more incentivized to collect e-waste from other commercial clients that generate large volumes of e-waste.

### **Defining the financing of the take-back system**

It is vital to determine the allocation of financial responsibilities when operating a take-back system among the relevant stakeholders. Potential financial sources may include; the entire society, through

contribution in the form of taxation; the consumers, involving them paying a fee when purchasing a new product, which would contribute to a central fund designed to meet the costs associated with the take-back system; and the producers, depending on the various degrees of the EPR principles, producers may also internalize the cost by reducing the producer's sales margins and increasing sales price [b-STEP 2009].

### Suggested structure for take-back systems

Adapted from [ITU-T L.1021], the structure of a take-back system can be summarized as in Table 4.

**Table 4 – Structure of take-back systems**

Phase	Description
Modes of collection for take-back	<ul style="list-style-type: none"> <li>– Permanent drop-off facility</li> <li>– Special drop-off events</li> <li>– Special drop-off points</li> <li>– Door to door collection</li> </ul>
Modes of processing	<ul style="list-style-type: none"> <li>– Pre-processing: separation of products, primary dismantling, secondary dismantling</li> <li>– End-processing: re-use and recycling of components, recovery of precious metals, exporting components, final disposal through landfill or incineration.</li> </ul>
Modes of management	<ul style="list-style-type: none"> <li>– Producer responsibility organizations (PROs)</li> <li>– Producers individually</li> <li>– Government entities</li> </ul>
Financing schemes	<ul style="list-style-type: none"> <li>– Financing methods: adopting eco-designs that are cost-effective to offset the costs of EPR or using recycling materials to offset the costs of EPR.</li> </ul>

Furthermore, a take-back committee (TBC) can be established to support the implementation of a take-back system. Small focus groups can be set up within the committee to discuss and consolidate inputs. The following working groups are proposed:

- 1) Working group on e-waste policy and legislation: This group focuses on examining the existing legislative and regulatory mechanism and recommends the building blocks of an e-waste policy and draft e-waste legislation.
- 2) Working group on e-waste financing: This group focuses on evaluating the cost for collecting, recycling/recovery and disposing of e-waste.
- 3) Working group on standards, monitoring and capacity building: This group focuses on examining the technical aspects of recycling, setting standards and evaluating the compliance with the standards.

The TBC must involve all key stakeholders in order to gather feedback and generate consensus early on in the consultation process and achieve buy-in from all stakeholders. Key stakeholders in this case may include: key government departments; manufacturers, producers, importers/retailers; representatives from trade associations; formal and informal recyclers; related NGOs and civil society organizations; academia and technical experts.

[ITU-T L.1021] contains further details on structuring a TBC along with a roadmap on implementing it.

## Challenges in implementing EPR and take-back systems

However, implementing EPR could be particularly challenging in the developing world due to their limited legal capacity to operate and enforce EPR policy. Below are listed three key challenges and the potential solutions to overcome the hurdles to implementing EPR [b-STEP 2014]:

- Challenge no.1: Lack of formal treatment facilities:
  - Implementing EPR is particularly challenging in the developing world because there is a lack of formal treatment facilities (TF) compliant with international standards. When formal TFs do not exist, producers simply do not have the channel necessary to implement any EPR measures.
  - Potential Solution: This can be alleviated by either harnessing the power of government support or adopting a market-orientated approach to create the necessary TF infrastructure. For example, some governments have adopted the government support approach and created TFs under full public ownership, while the EU and Japan have opted for the market-orientated approach, where the governments set standards to be met by TFs in order to operate. Some government offer loans and subsidies for TFs that meet the compliance requirements.
- Challenge no.2: An established informal sector:
  - In most developing countries, the informal sector of e-waste management is far more common than the formal sector. The informal sector refers to the part of an economy that is not "taxed or monitored by any form of legal authority". In the absence of any formal environmental legislation, the informal sector of e-waste management has a clear advantage over a formal collection and recycling system due to the lower cost of treatment, as it does not have to comply with any standards, environmental regulations or pay local taxes.
  - Potential Solution: It is recommended that in any attempt to establish a formal sector in areas with a vibrant informal e-waste management sector, it is necessary to consider integrating the existing system and drivers behind the informal sectors into the overall solutions. Furthermore, official TFs should be incentivized for responsibly treating e-waste that do not offer any potential value in order to avoid said e-waste being treated in an environmentally damaging way in the informal sector.
- Challenge no.3: Undisclosed imported EEE at the point of entry into a country:
  - This is specific for countries that do not manufacture EEE but rely entirely on importation (especially the developing countries). Here there are not strict rules on point of entry and some imported goods do not go through the authorized regulatory channels. The importers may include local distributors importing branded goods into a country for sale and where EPR responsibility does not assign to them; the perceived threat to local reuse market when implementing official EPR system; as well as the common 'no brand' equipment where there are no identifiable producers to undertake EPR.
  - Potential solution: It is recognized that these challenges remain valid and further study is required in order to propose a viable solution.

Appendix I contains information on the national framework of EPR programme in Canada. It further explains the principles of implementing EPR programme using Canada as an example.

It is strongly recommended that readers should consider the resources listed below for more details on constructing a competent EPR programme and take-back system along with more examples:

[ITU-T L.1021] Recommendation ITU-T L.1021 (2018), *Extended producer responsibility – Guidelines for sustainable e-waste management*.

[b-STEP 2014] STEP (2014), *E-waste Prevent, Take-Back System, Design and Policy Application*.

[b-STEP 2009] STEP (2009), *E-waste Take-Back System Design and Policy Approach*.

### 7.2.2 Sustainable products and design

One of the best practices to prevent the generation of e-waste is the development of sustainable products to incorporate an environmentally conscious design scheme throughout the life cycle of a product, from development and manufacture, through to end-of-life treatment. By 'greening' the production line, less waste will be produced and less toxic materials will be contained in waste.

This is particularly relevant to the ICT sector because infrastructures and consumer products that are being built and produced by the ICT sector have contributed significantly to the rising volume of e-waste. By integrating environmentally conscious design into ICT products, not only will it reduce the amount of waste that is being produced but it will also minimize the environmental impacts of produced waste.

ITU has developed the toolkit on environmental sustainability for the ICT sector which outlines a set of technical guidelines on designing ICT products with an environmentally conscious design in mind. Accordingly, environmentally conscious design, or design-for-environment (DfE), is defined in as follows [b-ITU 2012]:

*The systematic integration of environmental considerations into product and process design.*

This Recommendation will highlight the four key life-cycle phases of network infrastructure equipment (NIE) and customer premise equipment (CPE) and how each stage can be made more sustainable from the ITU's toolkit on environmental sustainability for the ICT sector. The four phases are:

- environmentally conscious product development,
- eco-efficient manufacturing,
- smart usage,
- end-of-life treatment.

**Network infrastructure equipment (NIE)** includes equipment that is "set up and operated by service providers to offer shared network services to private and public end users". It is possible to implement an environmentally conscious design throughout the different stages of the NIE's lifespan [b-ITU 2012].

#### **Environmentally conscious product development**

- Ensuring sustainability of resources by specifying; renewable and abundant resources; renewable forms of energy; mutually compatible materials for recycling; non-composite and non-blended materials (e.g., avoid alloys where possible).
- Ensuring inputs and outputs in the product life cycle do not cause environmental degrading by; installing protection against release of pollutant and hazardous substances; specifying non-hazardous and environmentally clean substances; ensuring wastes are water-based and biodegradable; concentrating any environmentally hazardous elements for easy removal and treatment.
- Enabling eco-design in the product development process by minimizing material and energy use and maximizing reuse and recycling.
- Ensuring appropriate durability of the product and components by; reusing high-embedded energy components; ensuring minimal maintenance and minimizing failure modes in the product and its components; indicating on the product which parts are to be cleaned/maintained in a specific way; allowing for repetitive disassembly/reassembly.

- The designers need to consider the use pattern of their products and highlight the product life cycle stage that will consume the most energy. All energy saving features should also be documented and ideally made available to the end user. Additionally, the designers should enable the most energy efficient "on-mode" and transitions to "energy-saving modes" as the default mode. If this is not achievable, the end user should be made aware of the proper use of available energy saving features.
- The designers should also consider; reducing the variety of materials used; reducing the amount and weight of the product; using materials that can be easily recycled; and avoiding the use of materials that have end-of-life concerns.
- When selecting packaging materials, the material type and amount should be consistent with the functional requirement of the package and its content. The use of post-consumer and post-industrial materials in packaging is strongly encouraged. Materials that are reusable and have minimal environmental impacts (e.g., Paperboard, recyclable plastics) when disposed of in either landfills or incinerators are recommended. Plastics that contain flame retardants as well as chlorine-based plastics should be avoided in new packaging designs.

### **Eco-efficient manufacturing**

Eco-efficient manufacturing refers to the minimization of resource consumption in production and transport of the ICT products. The following may be taken into consideration:

- Product designers should communicate the key environmentally conscious criteria to the manufacturers, including the selection of materials, specification on assembling and packaging, in order to deliver the expected eco-benefits.
- Manufacturer should use minimal resources in the production phase by; specifying lightweight materials and components; materials that do not require additional surface treatment; minimizing the number of components; simplifying as few manufacturing steps as possible.

### **Smart usage**

Smart usage refers to issues relating to the deployment and use of ICT products at customer facilities. The following may be taken into consideration:

- Ensuring efficiency of resources during use of the installed ICT product by; implementing reusable supplies and fail-safes against heat and material loss; minimizing the volume and weight of parts and materials to which energy is transferred; ensuring rapid warm-ups and power-down; implementing feedback mechanisms to indicate energy usage; incorporating intuitive controls for resource-saving features.
- Monitoring real-time energy consumption to help manage and reduce energy consumptions of all types of industries and organizations.
- Establishing a green data centre. A green data centre has mechanical, lighting, electrical and computing systems designed for maximum energy efficiency (noticeably in areas such as heat density/cooling, uptime, power density, etc. and minimum environmental impacts. A green data centre employs energy saving techniques such as inducing cold air into the server room during the winter season.

### **End-of-life treatment**

This concerns the end-of-life treatment of ICT products. The following may be taken into consideration:

- Enabling disassembly, separation and material purification by; indicating how the product should be opened and making the access points obvious; minimizing the number and

variety of joining elements; ensuring reusable parts can be cleaned and removed without damage; making component interfaces simple and reversible.

**Customer premises equipment (CPE)** refers to 'equipment that set up and operated by individual entities to provide dedicated private applications and services for their respective end use'. This includes most consumer ICT products such as phones, laptops, desktops, etc. Similar to NIE, CPE's sustainability can be improved by adopting environmentally conscious design during different stages of production, employing eco-efficient manufacturing, smart usage techniques and end-of-life design [b-ITU 2012]. Therefore, in order to improve the sustainability of CPR, the following should be considered:

- Assessment of the current product portfolio and rationalize packaging, finishes and materials. Review of current energy performance and aim to match best practices.
- Obtain eco-label accreditation on products. Standardize and optimize product portfolio packaging and packaging should be as compact as possible. Aim to meet an external gold standard ranking.
- To construct an environmental product declaration (EPD) to demonstrate production transparency. An independent practitioner may also be employed to review the product's life cycle eco-impact.
- Avoid using a large number of different plastics. All plastic components should be made of one material only. Such plastic material should also be recycled in high percentages and should not contain flame retardants and other hazardous compounds.
- Reduce the weight of the product's packaging while using recycled materials. All packaging inks can be vegetable-based.
- ICT products should be designed to accommodate end-of-life treatment, meaning; the electronic parts should be easily separable, that is during the design phase, a limited number of screws and snap fits must be adopted while satisfying the safety requirements; recycled plastic or bioplastic should be preferred over other forms of plastics; and incentives should be offered to promote the return of the ICT products for recycling and refurbishment.
- Similar to NIE, packaging size and weight should be minimized while using renewable materials and as few types of plastics as possible.

NOTE – The development of sustainable products also involves measures such as the utilization of metrics for measurements, ensuring compliance to different international standards on eco-design and labelling and more.

Therefore, it is strongly recommended that readers should consider the resources listed below for extensive details on developing sustainable products that would reduce the amount of e-waste generated:

[b-ITU 2012] ITU (2012), *Toolkit on Environmental Sustainability for the ICT Sector*.

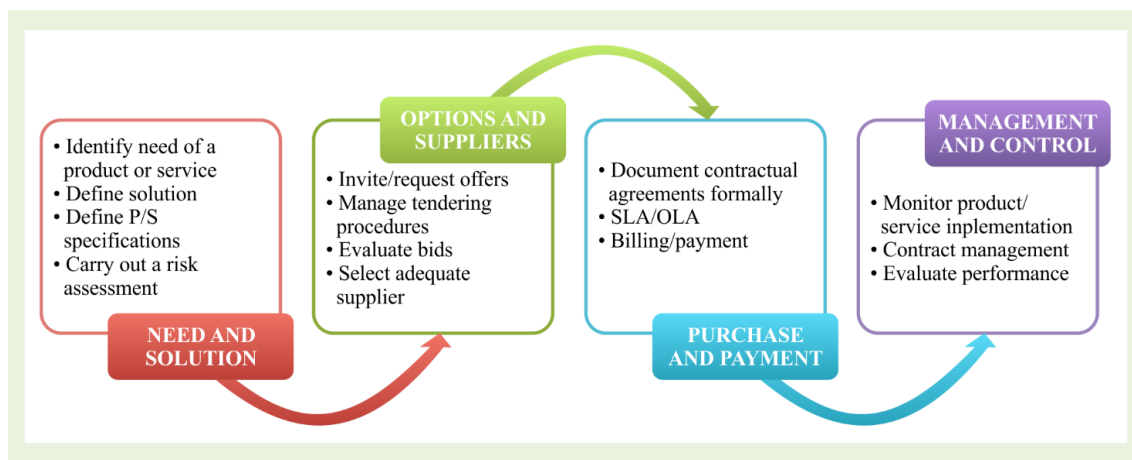
[b-OECD 2011] OECD (2011), *Sustainable Manufacturing Toolkit: Seven Steps to Environmental Excellence*.

### **7.2.3 Green procurement for the ICT sector**

The procurement process of ICT organizations has significant impacts on its environmental performances. A comprehensive green procurement process reduces waste and expenditure. Purchasing from a greener supplier entails that the purchased products or services are designed to have a longer lifespan with minimal environmental impacts. This Recommendation will highlight the key elements of ITU's green procurement guideline [b-ITU 2013].

A general procurement process of ICT organizations can be described as follows (see also Figure 7):

- It begins with identifying the need of a resource in order to achieve a production goal. In this step, IT organizations determine the most cost-effective solutions based on variables such as expenditures, standardization and environment;
- The next step is to evaluate options and select suppliers. ICT organizations select the suppliers that can provide the most cost-effective and environmentally friendly solutions. The concept of EPR may also be applied in this step which calls upon both ICT organizations and suppliers to develop more sustainable products, materials and practices;
- The third step is procurement and payment. Formal contractual agreement between buyers and suppliers is mandatory. Electronic procurement enables transactions to be made quicker and in a more energy efficient way. Environmental pricing, taxation and credits should also be taken into consideration at this stage;
- The last step is to manage and control purchased resources. It is suggested that it is necessary to constantly evaluate the performance of what has been procured with regards to performance and functionality. Performance indicators are the ideal tool to access the efficiency of the application of green procurement practices and track the effectiveness of applied procurement processes.



L.1031(18)\_F07

**Figure 7 – General procurement process for ICT organizations. Adapted from [b-ITU 2013]**

Every step listed above can be made greener by taking into consideration the following:

### How to buy

ICT organization's procurement process can be made greener by applying standardized energy, environment and carbon decision-making criteria to their products and services. It is recommended that ICT organizations should conduct an environmental life cycle assessment (LCA) according to international standards.

Specifically, [ITU-T L.1410] *Methodology for environmental impact assessment of information and communication technologies (ICT) goods, networks and services*, details the methodology to apply LCA assessment. It is strongly recommended that readers should refer to [ITU-T L.1410] for further details.

## Whom to buy from

ICT companies are encouraged to partner with suppliers when developing environmentally-friendly products and services by adopting international standards such as [ITU-T L.1420] *Methodology for energy consumption and greenhouse gas emissions impact assessment of information and communication technologies in organizations* which would assist them in quantifying and reporting energy consumption. On top of that ICT companies should support and purchase products that meet internationally recognized green labelling standards such as Energy Star or Blue Angel.

## What to buy

ICT companies can look to product designs that consume fewer natural assets. Recommendation [ITU-T L.1000] provides such examples which recommend the establishment of a universal charger.

### 7.3 Step 3: Adopt supportive measures to facilitate a sustainable e-waste management system

#### 7.3.1 Stakeholders' involvement

The proper identification and management of stakeholders' involvement is key to the success of any e-waste management policy. This is particularly important when attempting to integrate the informal recycling sector into the formal waste management system. According to the East African Communication Organization (EACO), managing and coordinating key stakeholders through a clear and transparent coordination mechanism at the national and regional level is imperative to effectively executing management policy [b-EACO 2017].

When implementing any e-waste management initiatives or reduction/minimization scheme, the following points should be taken into consideration:

- Establish a common platform that allows for the open exchange of information and close engagement to foster partnerships and development among different stakeholders.
- In cases where the national policy is linked to a regional scheme, then the regional stakeholders should also be connected through a regional steering committee for review, coordination and implementation of the plan.
- Collaborative frameworks of different forms could also be adopted with different regulatory bodies or government agencies in charge of the environment or the ICT sectors.
- In some cases, a regional producer association could also act as the mechanism for implementation of a number of policies such as EPR and recycling fees as well as for the purpose of information dissemination among different regional and national stakeholders.
- Key stakeholders in this case include; *development partners* such as UNIDO, UNEP, ITU, WB with the interest of building lasting partnership and fostering economic development; *private investors* with the interest of creating an enabling environment for investment; *member state*, with the interest of building a harmonized e-waste management policy; others include *recyclers, collectors, the informal sectors, producers, importers, distributors, NGOs, universities* and *research institutions* each has its own interest in engaging in the development of an e-waste management scheme.
- Engagement strategies may include; meetings, workshops, projects, regulations, publications, guidelines, agreements and media campaigns.

#### 7.3.2 Awareness raising and capacity building

Stakeholders' awareness on the importance of managing e-waste in an environmentally sound manner serves as the cornerstone of any e-waste management or prevention plan. Awareness raising activities could take several forms depending on the stakeholders;



- A structured capacity building scheme: including e-waste management training which could be delivered online or through video streaming of training programs.
- To conduct regular workshops for different stakeholders to keep them informed and aware of the latest developments on e-waste regulations, policies and plans.
- To involve importers and manufacturers chambers to conduct regular sessions.
- On top of that any reduction scheme or strategy will remain ineffective if it is not supported by a proper communication and advocacy plan. The success of the advocacy and communication plan will depend on the proper formulation of the message which corresponds to different stakeholders.
- Consequently, the EACO further suggests that a simple mapping of identified stakeholders, along with their interests or roles and in relation to the e-waste strategy would complement the advocacy and communication plan and thus maximize the chances of successfully implementing a different e-waste strategy.

### **7.3.3 Monitoring the implementation of the strategy and plan**

In tracking progress and ensuring the transparency and credibility of any strategy, plan or measure, it should be identified who will do the tracking and what verification mechanisms might be employed. Possible monitoring approaches include:

- Self-monitoring with regular reporting;
- Government monitoring and reporting;
- Third-party monitoring through an accreditation or certification scheme;
- A combination of the abovementioned approaches is also possible [b-BC 2015].

### **7.3.4 Strengthening international cooperation**

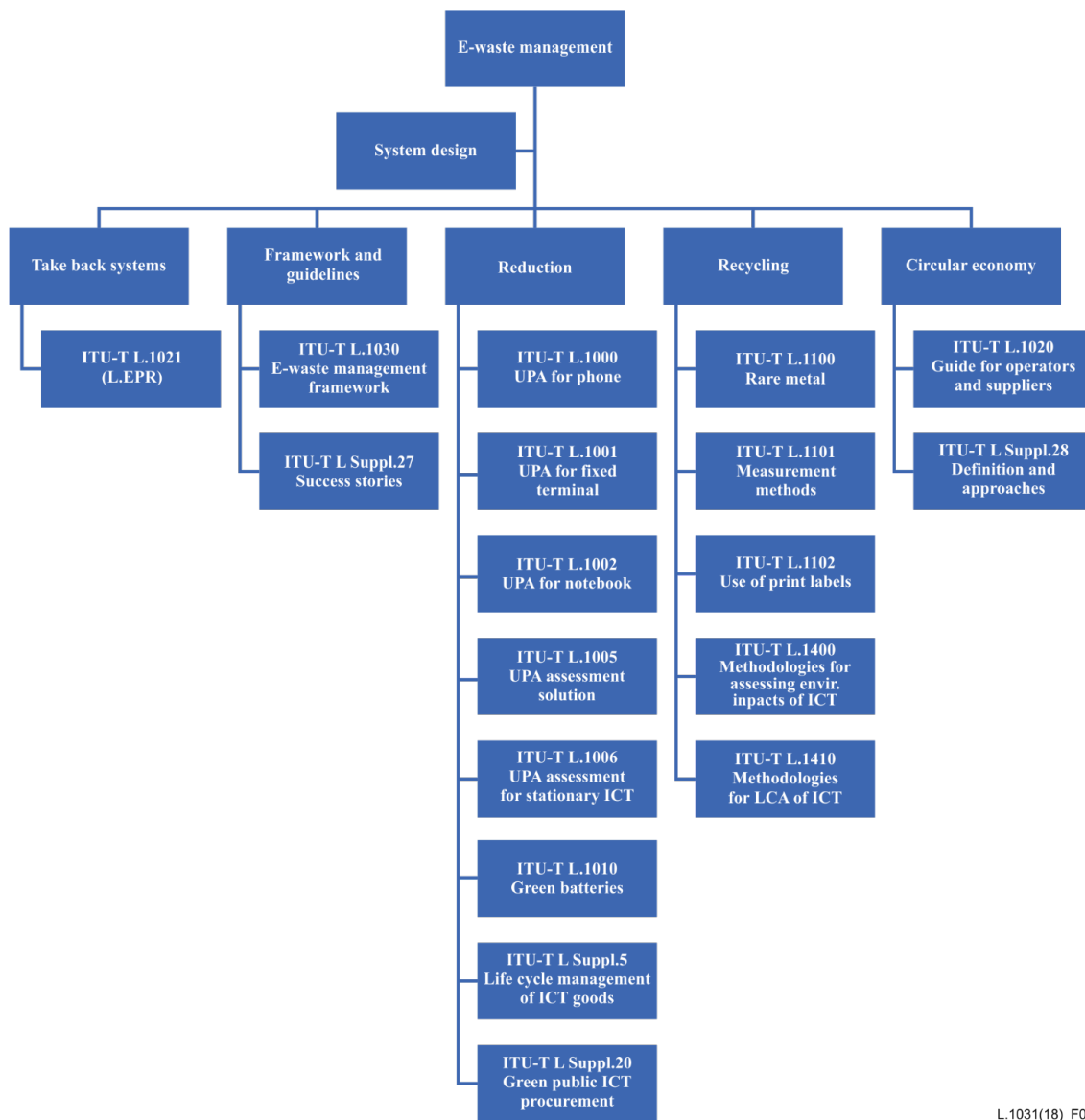
International organizations and initiatives can play an important role in disseminating knowledge and providing tools that would facilitate and foster cooperation between stakeholders at all regional, national and international levels, for the purpose of preventing e-waste. Operating at the international level in tackling e-waste is also the ideal method to generate the necessary consensus to standardize key definitions and classification on e-waste.

Technical standards are vital in developing a responsible management of e-waste. They are important tools for stakeholders in the absence of specific legal frameworks. International standards can also improve product design by standardizing best practices/design. In addition, international organizations can perform vital monitoring and enforcement functions that would otherwise be difficult to achieve. This clause describes some of the key international initiatives and organizations that are actively tackling the e-waste challenge.

#### **International Telecommunication Union (ITU)**

ITU, the United Nations specialized agency on information communication technology (ICT), has been at the forefront in tackling the e-waste problem. ITU works with governments, companies from the ICT sector, academia and other expert agencies dealing with WEEE management to develop international standards and guidelines (ITU-T Recommendations). ITU can also serve as a platform for knowledge sharing at the international level.

Figure 8 illustrates ITU-T Recommendations relating to e-waste management and reduction. Additionally, Annex B contains a detailed list of ITU-T Recommendations on e-waste management. Annex C contains a list of ITU-T Recommendations and Supplements related to e-waste.



L.1031(18)\_F08

**Figure 8 – ITU-T Recommendations on e-waste management**

### The Basel Convention

The Basel Convention on the *Control of transboundary movements of hazardous waste and their disposal*, adopted on 22 March 1989 by the Conference of Plenipotentiaries in Basel, came into force in 1992 and represents one of the most prominent international initiatives in tackling the e-waste challenge. The objective of the Basel Convention is "to protect human health and the environment against the adverse effects of hazardous wastes" [b-BC 2001]. Accordingly, the Basel convention regulates illegal transboundary movement of waste by applying the 'Prior Informed Consent' clause indicating that shipments between its parties require consent and each party is required to introduce appropriate national measures to prevent and punish illegal traffic. On top of that the Convention obliges its parties to ensure hazardous waste are managed and disposed of in an environmentally sound manner (ESM) [b-BC 2001].

## **United Nations University**

UNU is global think tank and postgraduate teaching organization headquartered in Japan. The goal of the UNU is to contribute, through collaborative research and education, efforts to resolve the pressing global problems of human survival, development and welfare, that are the concern of the United Nations and its Member States. In 2007, the UNU Vice-Rectorate in Europe (UNU-ViE) initiated the *Solving the E-waste Problem (StEP)* with the goal of dramatically reducing e-waste through policy changes, product redesign, reuse, recycling and capacity building. Today, the StEP initiative has more than 60 members from all sectors working internationally to foster solutions-oriented dialogue, stimulate practical responses to e-waste prevention and lead e-waste management discussion worldwide by providing a global platform for scientific knowledge sharing.

## **United Nations Industrial Development Organization (UNIDO)**

UNIDO recognizes e-waste is a ticking time bomb. UNIDO focuses on fostering the development of an environmentally sound e-waste recycling industry in developing countries. They also focus on promoting an environmental service industry in developing countries, preparing national e-waste assessment reports (along with EMPA see clause 7), establishing partnerships with national and international institutions and facilitating the establishment of local and regional e-waste dismantling and recycling facilities.

## **United Nations Educational Scientific and Cultural Organization (UNESCO)**

UNESCO seeks to build peace and prosperity through international cooperation in education, the sciences and culture. UNESCO's programmes contribute to the achievement of the sustainable development goals and provide tools to help global citizens to live a better life. Over the years, UNESCO has developed reports and guidelines along with other UN agencies on managing e-waste sustainably. For example, UNESCO was one of the partners in developing the report "*Sustainable Management of Waste Electrical and Electronic Equipment in Latin America*" along with ITU. UNESCO also partnered with the private sector in developing *Guidelines for starting up a computer recycling business*.

### **7.3.5 Towards a circular economy**

The concept of circular economy (CE) encompasses all of the previous components described in this Recommendation. Eco-design, repair, reuse, refurbishment, product sharing, waste prevention and recycling are all important concepts in the framework of building a circular economy. A circular economy is defined as:

*'Restorative and regenerative by design and aims to keep products, components, and materials at their highest utility and value at all time'*.

Embracing the CE model of development can reap numerous benefits ranging from improving resource security, lessening environmental impact, creating economic growth and opportunities, to developing sustainable consumer behaviours [b-EEA 2016].

The World Economic Forum further elaborates on the benefits of a circular economy. Linear consumption, which refers to the linear pattern of take-make-dispose consumption, has reached its limits with resource prices being high, frequent disruptions on supply chain, insufficient increases in productivity, not to mention waste that is being generated. The benefits of a circular economy go beyond just the reduction of waste generation. For example, the cost of remanufacturing mobile phones could be reduced by 50% per device, eliminating waste from the industrial chain by reusing materials represents an opportunity for cost saving of \$340 to \$380 billion, it inspires innovation and job creation by embracing a new industrial model and forging a lasting and more resilient economy [b-WEF 2013].

Therefore, it is recommended that policymakers and producers should consider moving towards a circular economy. ITU has already developed guidelines and international standards that would support relevant stakeholders to ease the transition to a circular economy (see Annex C).

## 8 List of key performance indicators

The KPIs of e-waste should indicate the following:

- 1) The most essential aspects of a country's performance in e-waste management
- 2) An overview of the size of a country's electronic market and its formal waste collection methods
- 3) Benchmarking differences in countries performance should be visible.

Accordingly, the following indicator can be constructed:

$$\text{"E-waste Collection rate} = \text{E-waste collected} / \text{E-waste generated} * 100 \text{ percent"}$$

This indicator indicates the performance of the formal collection system. It is calculated based on the total e-waste collected divided by the total e-waste generated. It indicates the strength of the formal waste collection systems and it should be supported by data including:

- Total EEE put on market (unit kg/inh). This represents the size of the national e-good market.
- Total e-waste generated (unit kg/inh). This represents the size of the national e-waste market.
- Total e-waste collected (unit kg/inh). This represents the amount of e-waste that is collected.
- Total e-waste collected which is destined for re-use and recycling (unit kg/inh).
- Total e-waste collected sent for final disposal (unit kg/inh).
- An example based on statistics from 2010 is provided in Table 3 below.

**Table 3 – Example of indicators for measuring e-waste statistics 2010. Source: UNU.**

	Netherlands	Italy	Belgium	France
Total EEE put on market (kg/inh)	26.5	18.9	26.2	24.3
Total e-waste generated (kg/inh)	23.7	18.3	22.4	19.6
e-waste collected (kg/inh)	7.7	9.6	9.7	6.9
<b>e-waste collection rate</b>	3.2	52	43	35

The key performance indicator which could measure target 3.2 of the Connect 2020 Agenda to reduce the volume of redundant e-waste by 50% by 2020, could be, as proposed in the ITU Strategic Plan 2020-2023, the percentage of e-waste collected that is recycled. Therefore, the same target can be reformulated as: Increase the global e-waste recycling rate of 50%. [b-ITU 2018]. This indicator is measured as the:

- Total e-waste collected and recycled / e-waste generated\*100

Another proposed indicator is the number of countries with e-waste legislation and the proposed target is: raise the number of countries with e-waste legislation of 50% [b-ITU 2018].

## **Annex A**

### **Basel convention waste categories**

(This annex forms an integral part of this Recommendation.)

The annexes reproduced from the Basel Convention shown below list the categories of waste to be controlled (Annex I) and the list of hazardous characteristics (Annex III):

## **Annex I of the Basel Convention: Categories of waste to be controlled**

### Waste Streams

- Y1** Clinical wastes from medical care in hospitals, medical centers and clinics
- Y2** Wastes from the production and preparation of pharmaceutical products
- Y3** Waste pharmaceuticals, drugs and medicines
- Y4** Wastes from the production, formulation and use of biocides and phytopharmaceuticals
- Y5** Wastes from the manufacture, formulation and use of wood preserving chemicals
- Y6** Wastes from the production, formulation and use of organic solvents
- Y7** Wastes from heat treatment and tempering operations containing cyanides
- Y8** Waste mineral oils unfit for their originally intended use
- Y9** Waste oils/water, hydrocarbons/water mixtures, emulsions
- Y10** Waste substances and articles containing or contaminated with polychlorinated biphenyls (PCBs) and/or polychlorinated terphenyls (PCTs) and/or polybrominated biphenyls (PBBs)
- Y11** Waste tarry residues arising from refining, distillation and any pyrolytic treatment
- Y12** Wastes from production, formulation and use of inks, dyes, pigments, paints, lacquers, varnish
- Y13** Wastes from production, formulation and use of resins, latex, plasticizers, glues/adhesives
- Y14** Waste chemical substances arising from research and development or teaching activities which are not identified and/or are new and whose effects on man and/or the environment are not known
- Y15** Wastes of an explosive nature not subject to other legislation
- Y16** Wastes from production, formulation and use of photographic chemicals and processing materials
- Y17** Wastes resulting from surface treatment of metals and plastics
- Y18** Residues arising from industrial waste disposal operations

### Wastes having as constituents:

- Y19** Metal carbonyls
- Y20** Beryllium; beryllium compounds
- Y21** Hexavalent chromium compounds
- Y22** Copper compounds
- Y23** Zinc compounds
- Y24** Arsenic; arsenic compounds
- Y25** Selenium; selenium compounds
- Y26** Cadmium; cadmium compounds
- Y27** Antimony; antimony compounds
- Y28** Tellurium; tellurium compounds
- Y29** Mercury; mercury compounds
- Y30** Thallium; thallium compounds
- Y31** Lead; lead compounds
- Y32** Inorganic fluorine compounds excluding calcium fluoride
- Y33** Inorganic cyanides

- Y34** Acidic solutions or acids in solid form
- Y35** Basic solutions or bases in solid form
- Y36** Asbestos (dust and fibres)
- Y37** Organic phosphorus compounds
- Y38** Organic cyanides
- Y39** Phenols; phenol compounds including chlorophenols
- Y40** Ethers
- Y41** Halogenated organic solvents
- Y42** Organic solvents excluding halogenated solvents
- Y43** Any congener of polychlorinated dibenzo-furan
- Y44** Any congener of polychlorinated dibenzo-p-dioxin
- Y45** Organohalogen compounds other than substances referred to in this Annex (e.g. Y39, Y41, Y42, Y43, Y44)

**Annex III of the Basel Convention: List of hazardous characteristics**

<u>UN Class'</u>	<u>Code</u>	<u>Characteristics</u>
1	H1	Explosive An explosive substance or waste is a solid or liquid substance or waste (or mixture of substances or wastes) which is in itself capable by chemical reaction of producing gas at such a temperature and pressure and at such speed as to cause damage to the surroundings.
3	H3	Flammable liquids The word "flammable" has the same meaning as "inflammable." Flammable liquids are liquids, or mixtures of liquids, or liquids containing solids in solution or suspension (for example, paints, varnishes, lacquers, etc., but not including substances or wastes otherwise classified on account of their dangerous characteristics) which give off a flammable vapour at temperatures of not more than 60.5E C, closed-cup test, or not more than 65.6EC, open-cup test. (Since the results of open-cup tests and of closed-cup tests are not strictly comparable and even individual results by the same test are often variable, regulations varying from the above figures to make allowance for such differences would be within the spirit of this definition.)
4.1	H4.1	Flammable solids Solids, or waste solids, other than those classed as explosives, which under conditions encountered in transport are readily combustible, or may cause or contribute to fire through friction.
4.2	H4.2	Substances or wastes liable to spontaneous combustion Substances or wastes which are liable to spontaneous heating under normal conditions encountered in transport, or to heating up on contact with air, and being then liable to catch fire.
4.3	H4.3	Substances or wastes which, in contact with water emit flammable gases Substances or wastes which, by interaction with water, are liable to become spontaneously flammable or to give off flammable gases in dangerous quantities.

5.1	H5.1	<p>Oxidizing</p> <p>Substances or wastes which, while in themselves not necessarily combustible, may, generally by yielding oxygen cause, or contribute to, the combustion of other materials.</p>
5.2	H5.2	<p>Organic Peroxides</p> <p>Organic substances or wastes which contain the bivalent-O-O- structure are thermally unstable substances which may undergo exothermic self-accelerating decomposition.</p>
6.1	H6.1	<p>Poisonous (Acute)</p> <p>Substances or wastes liable either to cause death or serious injury or to harm health if swallowed or inhaled or by skin contact.</p>
6.2	H6.2	<p>Infectious substances</p> <p>Substances or wastes containing viable micro organisms or their toxins which are known or suspected to cause disease in animals or humans.</p>
8	H8	<p>Corrosives</p> <p>Substances or wastes which, by chemical action, will cause severe damage when in contact with living tissue, or, in the case of leakage, will materially damage, or even destroy, other goods or the means of transport; they may also cause other hazards.</p>
9	H10	<p>Liberation of toxic gases in contact with air or water</p> <p>Substances or wastes which, by interaction with air or water, are liable to give off toxic gases in dangerous quantities.</p>
9	H11	<p>Toxic (Delayed or chronic)</p> <p>Substances or wastes which, if they are inhaled or ingested or if they penetrate the skin, may involve delayed or chronic effects, including carcinogenicity.</p>
9	H12	<p>Ecotoxic</p> <p>Substances or wastes which if released present or may present immediate or delayed adverse impacts to the environment by means of bioaccumulation and/or toxic effects upon biotic systems.</p>
9	H13	<p>Capable, by any means, after disposal, of yielding another material, e.g., leachate, which possesses any of the characteristics listed above.</p>



## Annex B

### List of ITU-T Recommendations and Supplements on e-waste management

(This annex forms an integral part of this Recommendation.)

The following table lists e-waste management ITU-T Recommendations and Supplements:

Recommendations/Supplements	Scope
<b><i>Frameworks and guidelines</i></b>	
Recommendation ITU-T L.1030 (E-Waste management framework for countries)	Summarizes the different steps that countries need to adopt in order to put in place an e-waste management system. The different steps of the e-waste management system described in this Recommendation will be further elaborated in future Recommendations. In addition, the Recommendation provides highlights concerning the environmental impact of improper handling of e-waste as well as the economic opportunities that could emerge from the sustainable management of e-waste.
[b-ITU-T L-Sup.27] (Supplement on success stories on e-waste management)	Presents different countries' and regions' success stories on adequate e-waste management. This supplement examines the different procedures and processes adopted by different regions to adequately manage their e-waste.
Recommendation ITU-T L.1010 (Green battery solutions for mobile phones and other hand-held information and communication technology devices)	Describes the general requirements for green battery solutions for mobile phones and other terminals able to connect to a mobile network and other hand-held information and communication technology (ICT) devices.  This Recommendation applies to all battery chemistries utilised within the product described. This Recommendation aims at identifying green battery solutions. Some of the aspects considered include: environmental compliance, safety and reliability, lifetime and eco-design.
<b><i>Reduction</i></b>	
Recommendation ITU-T L.1000 (Universal power adapter and charger solution for mobile terminals and other hand-held ICT devices)	Technical specifications for a universal charger compatible with a wide range of electronic devices, especially mobile phones. This global Recommendation expects to eliminate the generation of 82,000 tonnes of unnecessary chargers and the reduction of 13.6 million tonnes of CO <sub>2</sub> production.
Recommendation ITU-T L.1001 (External universal power adapter solutions for stationary information and communication technology devices)	Technical specifications for a universal power adapter (UPA), which is designed to be used with the majority of fixed ICT devices. This Recommendation will substantially reduce the number of manufactured power adapters.

Recommendations/Supplements	Scope
<b>Frameworks and guidelines</b>	
Recommendation ITU-T L.1002 (External universal power adapter solutions for portable information and communication technology devices)	Defines the requirements and provides guidelines on the environmental aspects, of universal power adapter solutions (UPA) designed for use with portable information and communication technology (ICT) devices. It is complementary to Recommendations ITU-T L.1000 and ITU-T L.1001 and aims to cover the widest possible range of ICT devices for portable use within identified voltage and power ranges.
Recommendation ITU-T L.1005 (Test suites for assessment of the universal charger solution)	This Recommendation describes the general test suites applicable to the universal charger solution (UCS) defined in [ITU-T L.1000]. It establishes a test list necessary to assess the UCS with respect to the requirements described in [ITU-T L.1000].
Recommendation ITU-T L.1006 (Test suites for assessment of the external universal power adapter solutions for stationary information and communication technology devices)	This Recommendation describes the general test suites applicable to the universal power adapter solution (UPA) designed for ICT devices for stationary (non-portable) use defined in [ITU-T L.1001].
Recommendation ITU-T L.1007 (Test suites for assessment of the external universal power adapter solutions for portable information and communication technology devices)	Describes the general test suites applicable to the universal power adapter (UPA) solution designed for information and communication technology (ICT) devices for portable use specified in [ITU-T L.1002].
<b>Take back systems</b>	
Recommendation ITU-T L.1021 (Extended producer responsibility – Guidelines for sustainable e-waste management)	Describes and defines the role of EPR in dealing with e-waste. This Recommendation also provides guidance on the roles and responsibilities of stakeholders in implementing EPR as well as the funding mechanism behind it.
<b>Recycling</b>	
Recommendation ITU-T L.1100 (Procedure for recycling rare metals in information and communication technology goods)	Basic guidelines regarding the importance of recycling rare metals and the procedures applied to preserve them. This Recommendation lists the points that should be considered in all phases of the recycling process and it provides guidelines on how organizations can report in an accurate and transparent way on the recycling of rare metals.
Recommendation ITU-T L.1101 (Measurement methods to characterize rare metals in information and communication technology goods)	Provides reference characterization procedures for efficient recycling of rare metals by using XRF and ICP-MS measurement methods

Recommendations/Supplements	Scope
<b>Frameworks and guidelines</b>	
<p>Recommendation ITU-T L.1102 (Use of printed labels for communicating information on rare metals in information and communication technology goods)</p>	<p>This Recommendation explains printed label methods for communicating information on rare metals contained in information and communication technology (ICT) goods and describes requirements from [ITU-T L.1100] and [ITU-T L.1101] specifying the disclosure of information on contained rare metals to consumers and recyclers.</p> <p>This Recommendation recommends appropriate label printing methods for rare metals, provides a standard way of obtaining information on rare metals in ICT goods and specifies how to encode rare metals information, as defined in [ITU-T L.1100], into a printed label.</p>
<b>Circular Economy</b>	
<p>Recommendation ITU-T L. 1020 (Circular Economy: Guide for Operators and Suppliers on approaches to migrate towards circular ICT goods and networks)</p>	<p>Provides guidance to operators and suppliers on how to improve circularity of products through supply chain actions. The objective of the guide is to provide options to improve circularity and to enable operators and their suppliers to create business models for the promotion of circular networks including optimum solutions that use all the loops of circularity – from sharing to recycling.</p>
<p>[b-ITU-T L-Sup.28] (Circular economy in information and communication technology; definition of approaches, concepts and metrics)</p>	<p>Provides an overview of the parameters, indicators, metrics, results and business models used for estimating the resource efficiency (RE) and circular economy (CE) characteristics of ICT infrastructure goods. This supplement describes; the concept of CR and RE; CE as used in the ICT industry; existing CE and RE metrics and examples of their use; the next steps in CR and RE standardization.</p>

## Annex C

### List of ITU-T Recommendations and Supplements related to EEE and WEEE

(This annex forms an integral part of this Recommendation.)

The following table lists EEE and WEEE ITU-T Recommendations and Supplements:

Recommendation/Supplement	Scope
Recommendation ITU-T L.1400 (Overview and general principles of methodologies for assessing the environmental impact of information and communication technologies)	<p>Presents the general principles on assessing the environmental impact of information and communication technologies (ICT) and outlines the different methodologies that are being developed:</p> <ul style="list-style-type: none"> <li>• Assessment of the environmental impact of ICT goods, networks and services</li> <li>• Assessment of the environmental impact of ICT projects</li> <li>• Assessment of the environmental impact of ICT in organizations</li> <li>• Assessment of the environmental impact of ICT in Cities</li> <li>• Assessment of the environmental impact of ICT in countries or group of countries.</li> </ul> <p>This Recommendation also provides some examples of opportunities to reduce the environmental load due to ICT.</p>
Recommendation ITU-T L.1410 (Methodology for environmental life cycle assessments of information and communication technology goods, networks and services)	<p>Deals with environmental life cycle assessments (LCAs) of information and communication technology (ICT) goods, networks and services. It is organized in two parts:</p> <ul style="list-style-type: none"> <li>• Part I: ICT life cycle assessment: framework and guidance</li> <li>• Part II: "Comparative analysis between ICT and reference product system (Baseline scenario); framework and guidance".</li> </ul> <p>Part I deals with the life cycle assessment (LCA) methodology applied to ICT goods, networks and services. Part II deals with comparative analysis based on LCA results of an ICT goods, networks and services product system and a reference product system.</p>
[b-ITU-T L-Sup.5] (Life-cycle management of ICT goods)	<p>Provides information for the practical implementation of the life-cycle approach in companies, facilities, plants and distributors including chapters on best practices with a specific focus on material usage and selection.</p>
[b-ITU-T L-Sup.20] (Green public ICT procurement)	<p>Provides guidance to public authorities on how to improve their procurement practices when purchasing ICT goods and services. This supplement also presents relevant standards, ecolabels and certification from different organizations to help public authorities achieve green ICT public procurement practices.</p>

## Appendix I

### Extended producer responsibility in Canada: The Canada-wide Action Plan (CAP) for EPR

(This appendix does not form an integral part of this Recommendation.)

#### I.1 Background and overview on the CAP-EPR: [b-CCME 2009]

In 2009, the Canadian government recognized that solid waste generation was growing at an alarming rate. Statistics Canada shows that in 2006, 35 million tonnes of solid waste, including e-waste, was generated, of which 27 million tonnes was sent for disposal in landfills and incinerators and only 7.7 million tonnes was sent for recycling. In response, the Canada-wide Action Plan (CAP) for EPR was adopted. The Canadian Council of Ministers of the Environment (CCME) and the provinces committed to work towards the development and implementation of EPR programmes under the national framework of CAP-EPR.

Managing solid waste is primarily the responsibility of Canadian municipalities. While a variety of recycle and re-use programmes existed prior to the adoption of CAP-EPR, municipalities often lacked the tools and capacity to affect waste generation. Additionally, municipalities had very few means to address the consumption and design of products that were purchased and used by their citizens. This was compounded by the fact that there was no guideline on identifying hazardous materials and they often required special collections and recycling systems different from conventional municipality waste management system thus limiting their ability to tackle solid waste efficiently.

#### I.2 Objectives

The CAP-EPR aims to be adopted by producers to assume the full-life cycle cost of their products. The cost of EoL management would be treated similarly to other factors of production and incorporated into wholesale and retail product processes. EPR responsibility is shifted away from municipality and to the producer. This entails the expenses associated with product EoL management from taxpayers to producers and consumers, providing incentives to reduce the amount of waste generated and going to disposal.

More importantly, once the producers assumed the responsibilities of their product's entire life cycle, there would be strong incentive to redesign products with environmental considerations. The CAP-EPR also looks to reduce the toxicity and environmental risks from products and product waste in order to improve the overall life-cycle performance of products.

Under the CAP-EPR, the CCME would provide guidance and tools to promote the harmonization and consistency of different EPR programmes across the country according to the EPR principles. The Action Plan contains guidelines on key elements that should be common to all EPR programmes in Canada.

#### I.3 Principles

The CAP contains a set of principles for designing and developing of EPR policies and programmes. They define the principles of EPR programmes and role of key stakeholders in order to promote harmonization and consistency on EPR policies across the country. The key principles are listed below:

- Environmental principles:
  - EPR programmes should be consistent with the 4R waste management hierarchy which are "reduce, reuse, recycle and recovery". Producers are encouraged to incorporate

environmentally sound design in their products to minimize impacts to environment and human health.

- Implementation principles (including key stakeholders' role)
  - Governments are responsible for setting the scope for EPR programmes, establishing measurable targets and ensuring that a level playing field exists for producers and importers covered by the EPR initiatives. Governments are primarily interested in the performance of the EPR programmes and less interested in the mechanics involved.
  - Producers and importers are responsible for EPR programme design, operation and funding. They also assume the responsibility of improving the environmental performance of their products while meeting the performance measurement targets of their EPR programmes which are set by government. Producers are required to operate in a fair and transparent manner with regards to other regulations.
  - Consumers are responsible to participate in EPR programmes given that the programmes are accessible. Consumers also have responsibilities to make environmentally responsible choices in the market place when provided with the appropriate information on products.
  - Other policies principles: EPR policies are designed and implemented in a way that environmental benefits are maximized while economic dislocation minimized. A communication strategy can inform participants in the product chain about the programme and attempt to gain their support. EPR programmes should also undergo periodic evaluations to ensure their functionality is efficient. Consumers should also have access to collection systems without charge to maximize recovery opportunities.

#### **I.4 Implementation**

Under the CAP-EPR framework, jurisdictions are committed to working towards the implementation of EPR programmes for the following priority products and materials according to the two phases outlined below:

##### **Phase 1**

Jurisdictions (entities that are legally responsible on this subject matter) commit to working towards managing the following products and materials in operational EPR programmes within six years (from 2015) of the adoption of the CAP:

- Electronics and electrical products
- Packaging
- Printed materials
- Mercury containing lamps
- Other mercury-containing products
- Household hazardous and special wastes
- Automotive products

##### **Phase 2**

Jurisdictions commit to working towards incorporation into operational EPR programmes within eight years (from 2017) of the adoption of the CAP for each of the following product categories and materials.

- Construction materials
- Demolition materials
- Furniture

- Textiles and carpets
- Appliances, including ozone-depleting substances (ODS)

### **I.5 Model EPR programme – Key elements**

In order to facilitate consistency and harmonize EPR regulation and programmes across the country, the CAP outlines a list of common elements that set out recommendations and guidance for all EPR programmes to ensure common interpretation and applications. The key elements are listed below:

- Scope and product definition:
  - The responsibility of the producers needs to be clearly identified. The products from both the residential and non-residential waste streams should be covered by the EPR programme and both need to be clearly identified, defined and listed.
- Responsibilities of designated producers and producer responsibility organizations (PROs):
  - Producers should be individually identified and should be fully responsible for the financing and operation of the EPR programme and have the ability raise and spend funds to meet the programme objectives. PROs need to operate with accountability and transparency.
- Approvals:
  - Producers are responsible for the content, technical details and for meeting established performance targets from EPR obligation. Jurisdictions require proper reporting of programme outcomes, environmental benefits and waste diversion performance.
- Targets and design for environment:
  - EPR programme should set measurable and quantifiable targets for products captured and/or recovered and reused and/or refurbished. Targets should be designed to ensure environmentally sound end-of-life management. Producers are also encouraged to improve the life-cycle environmental performance of their products and implement environmentally sound product design.
- Fees and cost of operation:
  - Costs associated with an EPR programme should be internalized as a factor of production of the product (i.e., the cost for EoL management should be treated similarly to other factors of production such as manufacturing, distribution and marketing and sales).

## Bibliography

- [b-ITU-T L-Sup.5] ITU-T L-series Recommendations – Supplement 5 (2014), *Life-cycle management of ICT goods*.
- [b-ITU-T L-Sup.20] ITU-T L-series Recommendations – Supplement 20 (2015), *Green public ICT procurement*.
- [b-ITU-T L-Sup.27] ITU-T L-series Recommendations – Supplement 27 (2016), *Supplement on success stories on e-waste management*.
- [b-ITU-T L-Sup.28] ITU-T L-series Recommendations – Supplement 28 (2016), *Circular economy in ICT; definition of approaches, concepts and metrics*.
- [b-BC 2015] Basel Convention, (2015) *Draft guidance to assist Parties in developing efficient strategies for achieving the prevention and minimization of the generation of hazardous and other wastes and their disposal. (UNEP/CHW.13/INF/11)*. <http://synergies.pops.int/Portals/4/download.aspx?d=UNEP-CHW.13-INF-11.English.pdf>
- [b-BC 2013] Basel Convention (2013), *Technical guidelines on transboundary movements of electrical and electronic waste and used electrical and electronic equipment, in particular regarding the distinction between waste and non-waste under the Basel Convention*.  
<http://www.basel.int/Implementation/Publications/LatestTechnicalGuidelines/tabid/5875/Default.aspx>
- [b-BC 2001] Basel Convention (2001), *The Basel Convention at a Glance*.  
[http://www.basel.int/Portals/4/Basel%20Convention/docs/convention/bc\\_glance.pdf](http://www.basel.int/Portals/4/Basel%20Convention/docs/convention/bc_glance.pdf)
- [b-BC 2016] Basel Convention (2016), A set of practical manuals for the promotion of the environmentally sound management of wastes, Appendix I Terminology. Basel Convention UNEP/CHW.13/4/Add.1.  
<http://synergies.pops.int/Portals/4/download.aspx?d=UNEP-CHW.13-4-Add.1.English.pdf>
- [b-BC 2017] BC (2017), *Draft practical guidance for the development of inventories of waste electrical and electronic equipment*
- [b-CCME 2009] Canadian Council of Ministers of the Environment (2009), *Canada-Wide Action Plan for Extended Producer Responsibility*.  
[https://www.ccme.ca/files/current\\_priorities/waste/pn\\_1499\\_epr\\_cap\\_e.pdf](https://www.ccme.ca/files/current_priorities/waste/pn_1499_epr_cap_e.pdf)
- [b-EACO 2017] EACO (2017), *Regional E-waste Strategy*.  
[http://www.eaco.int/admin/docs/reports/Regional\\_E-waste\\_Strategy\\_March\\_2017\\_formatted\\_clean\\_copy.pdf](http://www.eaco.int/admin/docs/reports/Regional_E-waste_Strategy_March_2017_formatted_clean_copy.pdf)
- [b-EC 2012] EC (2012), *Preparing a Waste Prevention Programme*.  
<http://ec.europa.eu/environment/waste/prevention/pdf/Waste%20prevention%20guidelines.pdf>
- [b-EEA 2016] EEA (2016), *Circular Economy in Europe*.  
<https://www.eea.europa.eu/publications/circular-economy-in-europe>
- [b-EMF] Ellen McArthur Foundation, *Circular Economy Overview*.  
<https://www.ellenmacarthurfoundation.org/circular-economy/overview/concept>
- [b-EMPA 2012] EMPA (2012), *E-waste Assessment Methodology Training & Reference Manual*
- [b-ITU 2012] ITU (2012), *Toolkit on Environmental Sustainability for the ICT Sector*  
[https://www.itu.int/dms\\_pub/itu-t/oth/4B/01/T4B010000060001PDFE.pdf](https://www.itu.int/dms_pub/itu-t/oth/4B/01/T4B010000060001PDFE.pdf)
- [b-ITU 2013] ITU (2013), *Guidance on Green ICT Procurement*
- [b-ITU 2016] ITU (2016), *Sustainable Management of WEEE in Latin America*  
[http://wftp3.itu.int/pub/epub\\_shared/TSB/2016-Integrated-mnqnt/mobile/index.html#p=5](http://wftp3.itu.int/pub/epub_shared/TSB/2016-Integrated-mnqnt/mobile/index.html#p=5)



- [b-ITU/UNU/ISWA] Partnership for Measuring e-wastes (2018), *E-waste statistics, guidelines on classification, reporting and indicators*.
- [b-ITU 2018] ITU (2018) Revision 1 to document CWG-SFP-3/5-E, ANNEX 1 to Resolution 71: ITU Strategic Plan 2020-2023.  
<https://www.itu.int/en/council/CWG-SFP-2020-2023/Pages/second-public-consultation.aspx>
- [b-OECD 2011] OECD (2011), *Sustainable Manufacturing Toolkit: Seven Steps to Environmental Excellence*
- [b-STEP 2009] STEP (2009), *E-waste Take-Back System Design and Policy Approach*.  
<[http://www.step-initiative.org/files/step/\\_documents/StEP\\_TF1\\_WPTakeBackSystems.pdf](http://www.step-initiative.org/files/step/_documents/StEP_TF1_WPTakeBackSystems.pdf)>
- [b-STEP 2014] STEP, (2014) *E-waste Prevent, Take-Back System, Design and Policy Application* <[http://www.step-initiative.org/files/step-2014/Publications/Green%20and%20White%20Papers/Step%20Green%20Paper\\_Prevention&Take-backy%20System.pdf](http://www.step-initiative.org/files/step-2014/Publications/Green%20and%20White%20Papers/Step%20Green%20Paper_Prevention&Take-backy%20System.pdf)>
- [b-STEP 2015] STEP (2015), *E-waste Statistics: Guidelines on Classification, Reporting, and Indicators*  
<[https://i.unu.edu/media/ias.unu.edu-en/project/2238/E-waste-Guidelines\\_Partnership\\_2015.pdf](https://i.unu.edu/media/ias.unu.edu-en/project/2238/E-waste-Guidelines_Partnership_2015.pdf)>
- [b-UNU 2014] UNU (2014), *The Global E-Waste Monitor*.  
<http://i.unu.edu/media/unu.edu/news/52624/UNU-1stGlobal-E-Waste-Monitor-2014-small.pdf>
- [b-UNU 2017] UNU (2017), *Global E-waste Monitoring Report*
- [b-UNEP 2015] UNEP (2015), *Waste Crime-Waste Risk, Gaps in Meeting the Global Waste Challenge*
- [b-UNE 2015] UNE (2015), *Illegal Traded and Dumped E-waste Worth up to \$19 Billion*.  
<<https://www.unenvironment.org/news-and-stories/press-release/illegally-traded-and-dumped-e-waste-worth-19-billion-annually-poses>>
- [b-UNU 2013] UNU (2013), *Solving the e-waste problem: an interdisciplinary compilation of international e-waste research* <[http://www.step-initiative.org/files/step/\\_documents/edited%20Volume.pdf](http://www.step-initiative.org/files/step/_documents/edited%20Volume.pdf)>
- [b-UNEMG 2017] UNEMP (2017), *United Nations System-Wide Responses to E-waste*
- [b-WEF 2013] World Economic Forum (2013), *Towards the Circular Economy Accelerating the Scale-Up Across Global Supply Chain*.  
<[http://www3.weforum.org/docs/WEF\\_ENV\\_TowardsCircularEconomy\\_Report\\_2014.pdf](http://www3.weforum.org/docs/WEF_ENV_TowardsCircularEconomy_Report_2014.pdf)>
- [b-WHO 2018] WHO (2018), *Children's environmental health*.  
<http://www.who.int/ceh/risks/ewaste/en/>





## SERIES OF ITU-T RECOMMENDATIONS

Series A	Organization of the work of ITU-T
Series D	Tariff and accounting principles and international telecommunication/ICT economic and policy issues
Series E	Overall network operation, telephone service, service operation and human factors
Series F	Non-telephone telecommunication services
Series G	Transmission systems and media, digital systems and networks
Series H	Audiovisual and multimedia systems
Series I	Integrated services digital network
Series J	Cable networks and transmission of television, sound programme and other multimedia signals
Series K	Protection against interference
<b>Series L</b>	<b>Environment and ICTs, climate change, e-waste, energy efficiency; construction, installation and protection of cables and other elements of outside plant</b>
Series M	Telecommunication management, including TMN and network maintenance
Series N	Maintenance: international sound programme and television transmission circuits
Series O	Specifications of measuring equipment
Series P	Telephone transmission quality, telephone installations, local line networks
Series Q	Switching and signalling, and associated measurements and tests
Series R	Telegraph transmission
Series S	Telegraph services terminal equipment
Series T	Terminals for telematic services
Series U	Telegraph switching
Series V	Data communication over the telephone network
Series X	Data networks, open system communications and security
Series Y	Global information infrastructure, Internet protocol aspects, next-generation networks, Internet of Things and smart cities
Series Z	Languages and general software aspects for telecommunication systems